

## Zoom Palette

Contains tools to view designs from different degrees of magnification.

Shortcut

	<b>ZOOM TOOL</b>	Z	Z
	<b>ZOOM IN</b>	Ctrl +	+
	<b>ZOOM TO PAGE</b>		
	<b>ZOOM OUT</b>	Ctrl -	-
	<b>ZOOM TO PREVIOUS</b>		
	<b>ZOOM TO SELECTED</b>		
	<b>ZOOM TO ALL OBJECTS</b>		
	<b>PAN VIEW</b>	Space	Space
	<b>FILL MODE</b>	Ctrl F	F

## Swatch Palette

### CHANGE FILL COLOR

Click color, or drag color to object.

### CHANGE STROKE COLOR

Holding down Shift changes default color at same time.  
 Ctrl-Click color, or drag color to edge of object.  
 Option-Click color, or drag color to edge of object.

### CHANGE SUBSTRATE COLOR

Holding down Shift changes default color at same time.  
 Drag color to substrate.

### FIND OUT COLOR OF OBJECT

Select object and look in Color Mixer.

### CHANGE DEFAULT COLOR

Select fill and stroke color with nothing selected, or drag colors to fill/stroke.

## Eye Dropper

### Set Default Fill Color

Click to sample a color when no object is selected.

### Set Default Stroke Color

Ctrl-Click to sample a color when no object is selected.

Option-Click to sample a color when no object is selected.

### Change Fill Color

Select an object and click on another object.

### Change Stroke Color

Select an object and Ctrl-Click on another object.

### Select through Gradient or Pattern

Shift

## Effects Palette

	OUTLINE
	CONTOUR CUT
	DISTORT
	SHADOW
	COLOR TRAPPING
	STRIPE
	BLEND
	CLEAR EFFECT
	SEPARATE EFFECT

## Moving, Selecting, and Resizing Shortcuts

	Shortcut	Shortcut
SELECT OBJECTS	Click, or click and drag	Click, or click and drag
NEXT OBJECT	Tab	Tab
PREVIOUS OBJECT	Shift-Tab	Shift-Tab
DESELECT OBJECT (DURING CREATION)	ESC	ESC
SELECT MULTIPLE OBJECTS	Shift-Click, or Shift Click and Drag	Shift-Click, or Shift Click and Drag
SELECT ONLY FULLY-ENCLOSED OBJECTS	Ctrl-Drag	Option Drag
SELECT WITHIN AN EFFECT	Ctrl Double-Click	Option Double-Click
MOVE OBJECT	Drag	Drag
NUDGE OBJECT	Arrow keys	Arrow Keys
NUDGE IN BIGGER INCREMENTS	Shift-Arrow Keys	Shift-Arrow Keys
COPY OBJECT	Ctrl-Drag	Option-Drag
CONSTRAIN OBJECT	Shift-Drag	Shift-Drag
RESIZE	Drag selection point	Drag selection point
RESIZE NONPROPORTIONATELY	Shift-Drag selection point	Shift-Drag selection point
RESIZE FROM CENTER	Ctrl-Drag selection point	Option-Drag selection point

## Trace Palette

Contains tools to quickly trace bitmaps.

	<b>AUTO TRACE</b>	Traces each shape in a bitmap to prepare it for vinyl cutting.
	<b>CENTERLINE TRACE</b>	Traces a single line down the middle of each line in the bitmap. Ctrl-Click to trace entire bitmap.
	<b>COLOR TRACE</b>	Posterizes, edits and traces color bitmaps.
	<b>PICTURE CUT</b>	Creates a special striping effect. Ctrl-Click to trace entire bitmap.

Some features shown may not be available for your particular product. All trademarks are the property of their respective owners. ©2006 SAi.

## Context Menu

Provides commonly used features when Right-Clicking or Control-Clicking on the object or on the swatch palette.

= Right-Click  
 = Control-Click

## Text Palette

Contains tools to incorporate text in design.

Shortcut

	<b>TEXT TOOL</b>	Adds horizontal text.	T
	<b>ARC TEXT TOOL</b>	Places text on arc path.	
	<b>PATH TEXT TOOL</b>	Places horizontal text on specified path.	
	<b>VERTICAL TEXT TOOL</b>	Adds text vertically.	
	<b>VERTICAL PATH EDIT TOOL</b>	Places vertical text on specified path.	

## Import & Paste

**Tab** Switches which corner an object will paste onto

**Enter** Places image automatically

**ESC** Cancels placement

## Object Alignment Shortcuts

Vertical Centers 7	Top 8	9
Left 4	Both Centers 5	Right 6
1	Bottom 2	Horizontal Centers 3
Text Baselines 0		

Align Ctrl-Number -Number  
 Align all Ctrl-Shift-Number -Option Number objects to page

## Decimal Conversion

in	dec.	mm	in	dec.	mm
1/32	0.031	.7874	1/2	0.500	12.7
1/16	.0625	1.5875	17/32	0.531	13.4874
3/32	0.093	2.3622	9/16	0.563	14.3002
1/8	0.125	3.175	19/32	0.594	15.0876
5/32	0.156	3.9624	5/8	0.625	15.875
3/16	0.1875	4.7625	21/32	0.656	16.6624
7/32	0.219	5.5626	11/16	0.6875	17.4625
1/4	0.250	6.35	23/32	0.719	18.2626
9/32	0.281	7.1374	3/4	0.750	19.05
5/16	0.3125	7.9375	25/32	0.781	19.8374
11/32	0.344	8.7376	13/16	0.8125	20.6375
3/8	0.375	9.525	27/32	0.844	21.4376
13/32	0.406	10.3124	7/8	0.875	22.225
7/16	0.438	11.1252	29/32	0.906	23.0124
15/32	0.469	11.9126	15/16	0.938	23.8252

# Flexi8 Quick Reference Card

Standard Toolbar Contains standard tools used in most applications for quick modifications. Windows Mac Shortcut

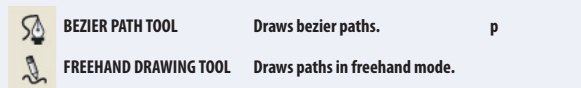
	<b>NEW</b> Starts a new document.	Ctrl-N	⌘-N
	<b>OPEN</b> Opens an existing file.	Ctrl-O	⌘-O
	<b>SAVE</b> Saves current document.	Ctrl-S	⌘-S
	<b>IMPORT</b> Imports a file into the design.		
	<b>EXPORT</b> Exports a file into the design.		
	<b>PRINT</b> Prints current document.	Ctrl-P	⌘-P
	<b>CUT/PLOT</b> Opens the Cut/Plot dialog box.	Ctrl-L	⌘-L
	<b>RIP &amp; PRINT</b> Opens RIP and Print Dialogue box.	Ctrl-H	⌘-H
	<b>CUT</b> Cuts the selection and places it on the clipboard.	Ctrl-X	⌘-X
	<b>COPY</b> Copies the selection and places it on the clipboard.	Ctrl-C	⌘-C
	<b>PASTE</b> Inserts clipboard contents.	Ctrl-V	⌘-V
	<b>UNDO</b> Undoes the most recent action.	Ctrl-Z	⌘-Z
	<b>UNDO MULTIPLE</b> Undoes multiple steps at one time.	Ctrl-Shift-Z	⌘-Shift-Z
	<b>REDO</b> Redoes the most recent step.	Ctrl-Y	⌘-Y
	<b>REDO MULTIPLE</b> Redoes multiple steps that you have previously undone.	Ctrl-Shift-Y	⌘-Shift-Y
	<b>DESIGNCENTRAL</b> Opens DesignEditor.	Ctrl-I	⌘-I
	<b>FILL/STROKE EDITOR</b> Opens Fill/Stroke Editor.	I	I
	<b>DESIGNEDITOR</b> Opens DesignEditor.	E	E
	<b>COLOR MIXER</b> Opens Color Mixer.	M	M
	<b>COLOR SPECS</b> Opens Color Specs dialog box.		
	<b>SWATCH TABLE</b> Displays Swatch Palette.		

## Main Palette

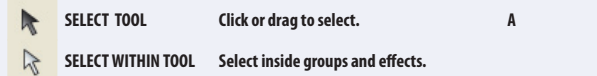


## Path Create Palette

Contains tools to create new paths in design.



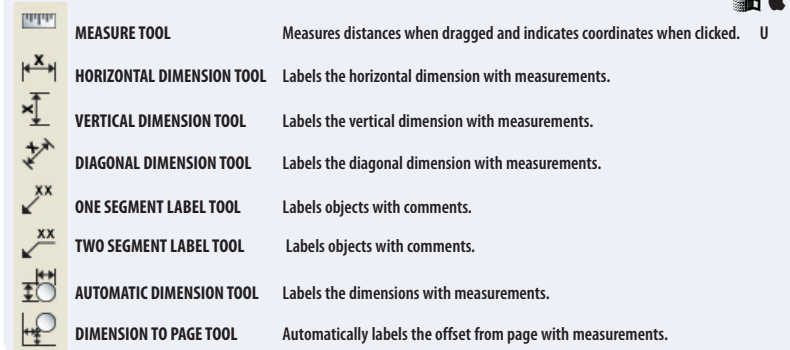
## Select Palette



## Measure Palette

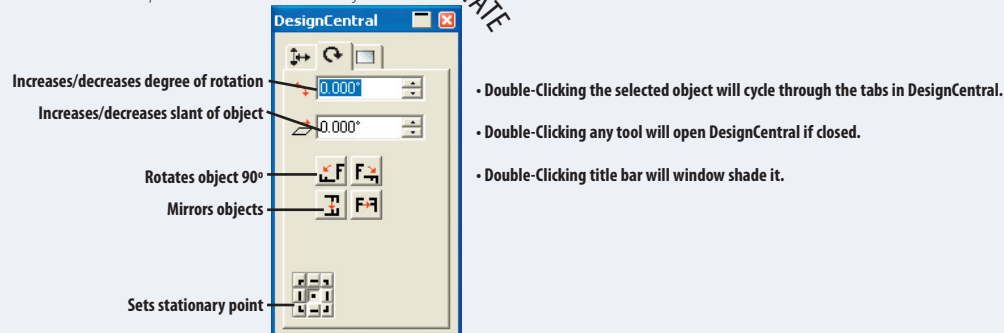
Provides all the tools for complete measuring and dimensioning.

Shortcut U

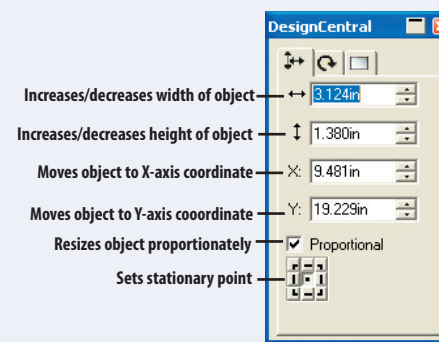


## Design Central

Provides available options for tools or selected objects.



## SIZE



## Values to enter in DesignCentral field

in or "	inch
ft or '	foot
mm	millimeter
cm	centimeter
m	meter
pt	point
%	Enters value as a percentage (e.g. 200% doubles current value)
+ - / *	Computes basic math (e.g. 5/8 will input as 0.625)
:	Enters a ratio (e.g. 1:12 will input as 0.083)
Tab	Applies and goes to next field.
Enter/Return	Applies and continues editing on screen.

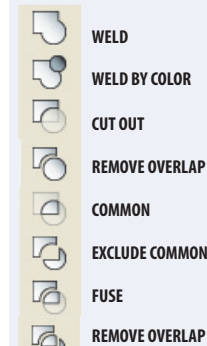
## Path Edit Palette

Contains tools to accurately edit Bezier curves and paths.

Shortcut

SELECT POINT TOOL	Selects and moves points on paths.	N
REMOVE POINT	Deletes point selected.	Delete when in Point selector
ADD POINT	Adds control points.	
STRAIGHTEN POINTS	Converts curved angles into straight angles.	Double-Click to Apply
MAKE RIGHT ANGLE	Changes selected angle to 90° angle	
ROUND CORNER	Changes selected segments into rounded corners.	Double-Click to Apply
SHARPEN CORNER	Changes a selection of a path into a sharp corner.	Double-Click to Apply
OPTIMIZE BY CURVE	Creates a smooth curve between 2 selected points and deletes extra control points.	Double-Click to Apply
OPTIMIZE BY SMOOTH ARC	Creates 2 straight lines and a circular arc to blend seamlessly into the rest of the path.	Double-Click to Apply
OPTIMIZE BY 3-POINT ARC	Replaces any section of a curve with a circular arc.	
MAKE ARC	Changes selected segments into circular arcs.	
REDUCE POINTS	Decreases the number of points in a selected path.	
CLOSE PATH	Joins an unconnected path together.	
CHANGE START POINT	Alters the start point in a path.	Shift to constrain an existing point
CLEAVER	Splits closed paths into multiple closed paths.	
SCISSORS	Splits closed or open paths into multiple open paths.	
BREAK PATH	Splits selected point into two points.	
JOIN PATHS	Connects two paths into one.	
ALIGN HORIZONTAL	Changes a section of path into a vertical line.	
ALIGN VERTICAL	Changes a selection of path into a vertical line.	
ALIGN POINTS	Changes a selection of a path in a diagonal line.	Double-Click to Apply
APPLY LENGTH & ANGLE	Applies angles and lengths to selected segment.	Ctrl-Click (Option Mac) to Capture Values
REMOVE TINY OBJECTS	Deletes any objects under the threshold value.	
ADD ENTRY/EXIT POINTS	Adds points to a selected path.	

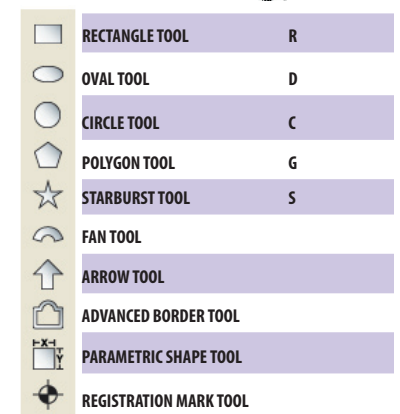
## Combine Palette



## Shapes Palette

Lists QuickShapes tools to allow the creation of an unlimited number of shapes.

Shortcut



## Bitmap Edit Palette

Provides access to bitmap editing tools.

