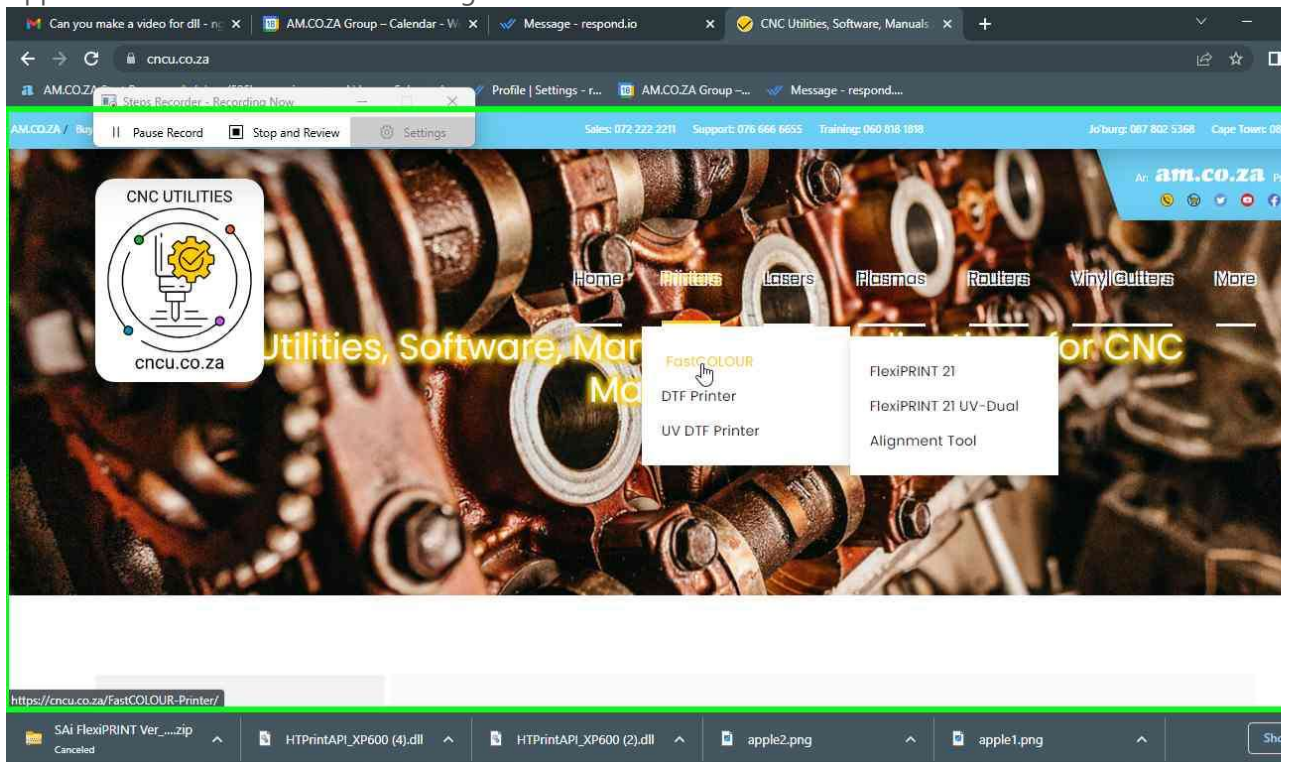




## Solve HTPrintAPI\_XP600.dll cannot be found issue on SAI FlexiPRINT

**Step 1: (2023/02/18 09:37:45)** User left click on "CNC Utilities, Software, Manuals and Applications for CNC Machines (document)" in "CNC Utilities, Software, Manuals and Applications for CNC Machines - Google Chrome"

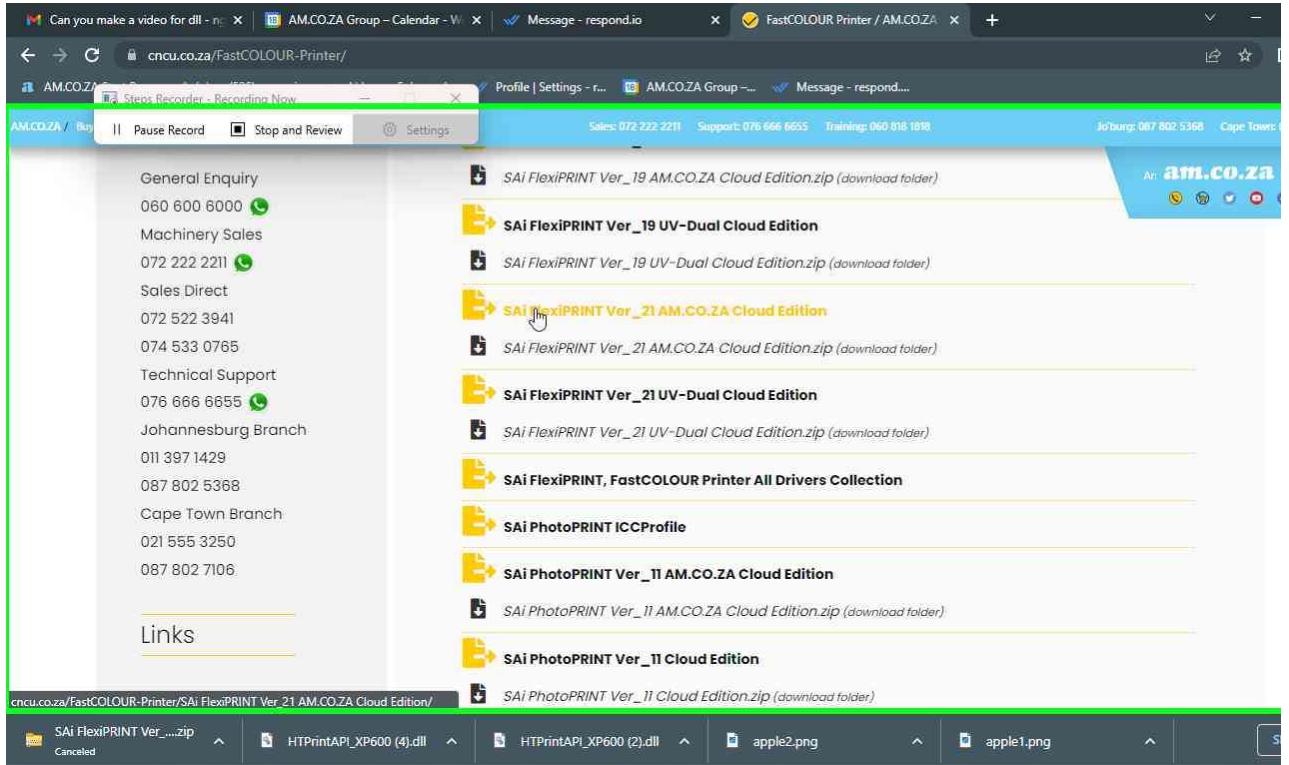


Step 1 screenshot.

[Previous](#) [Next](#)

**Step 2: (2023/02/18 09:37:59)** User left click on "FastCOLOUR Printer / AM.CO.ZA Buythis CNC Utilities Homepage - CNC Utilities (CNCU.CO.ZA) (document)" in "FastCOLOUR Printer / AM.CO.ZA Buythis CNC Utilities Homepage - CNC Utilities (CNCU.CO.ZA) - Google Chrome"



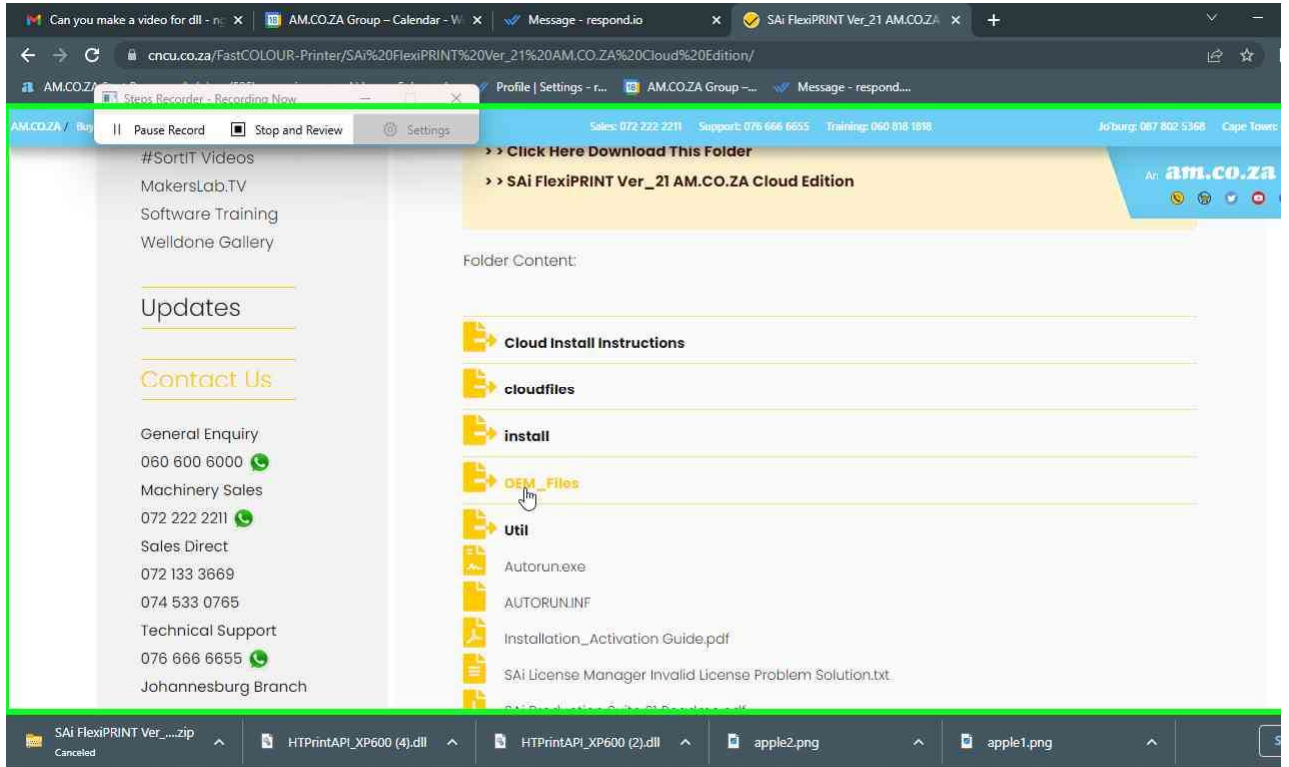


Step 2 screenshot.

[Previous](#) [Next](#)

**Step 3: (2023/02/18 09:38:15)** User left click on "SAi FlexiPRINT Ver\_21 AM.CO.ZA Cloud Edition / FastCOLOUR Printer / AM.CO.ZA Buythis CNC Utilities Homepage - CNC Utilities (CNCU.CO.ZA) (document)" in "SAi FlexiPRINT Ver\_21 AM.CO.ZA Cloud Edition / FastCOLOUR Printer / AM.CO.ZA Buythis CNC Utilities Homepage - CNC Utilities (CNCU.CO.ZA) - Google Chrome"



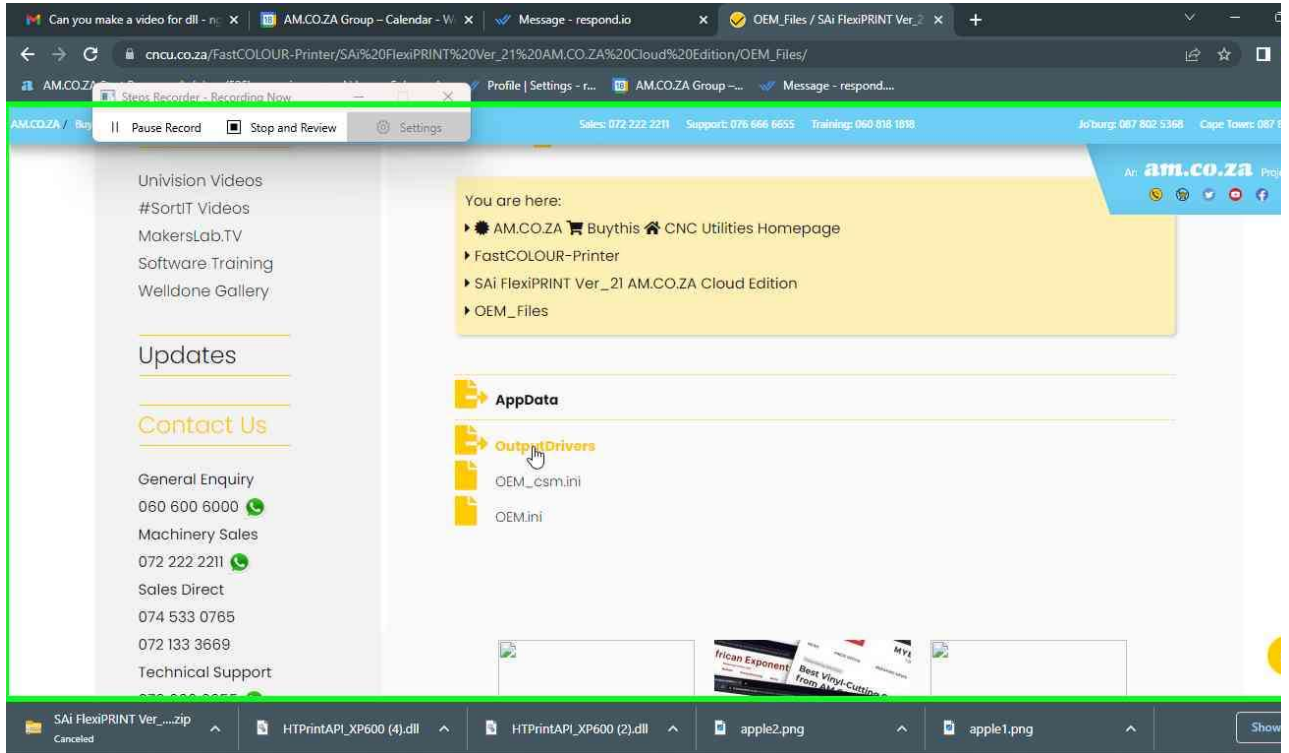


Step 3 screenshot.

[Previous](#) [Next](#)

**Step 4: (2023/02/18 09:38:19)** User left click on "OEM\_Files / SAI FlexiPRINT Ver\_21 AM.CO.ZA Cloud Edition / FastCOLOUR Printer / AM.CO.ZA Buythis CNC Utilities Homepage - CNC Utilities (CNCU.CO.ZA) (document)" in "OEM\_Files / SAI FlexiPRINT Ver\_21 AM.CO.ZA Cloud Edition / FastCOLOUR Printer / AM.CO.ZA Buythis CNC Utilities Homepage - CNC Utilities (CNCU.CO.ZA) - Google Chrome"



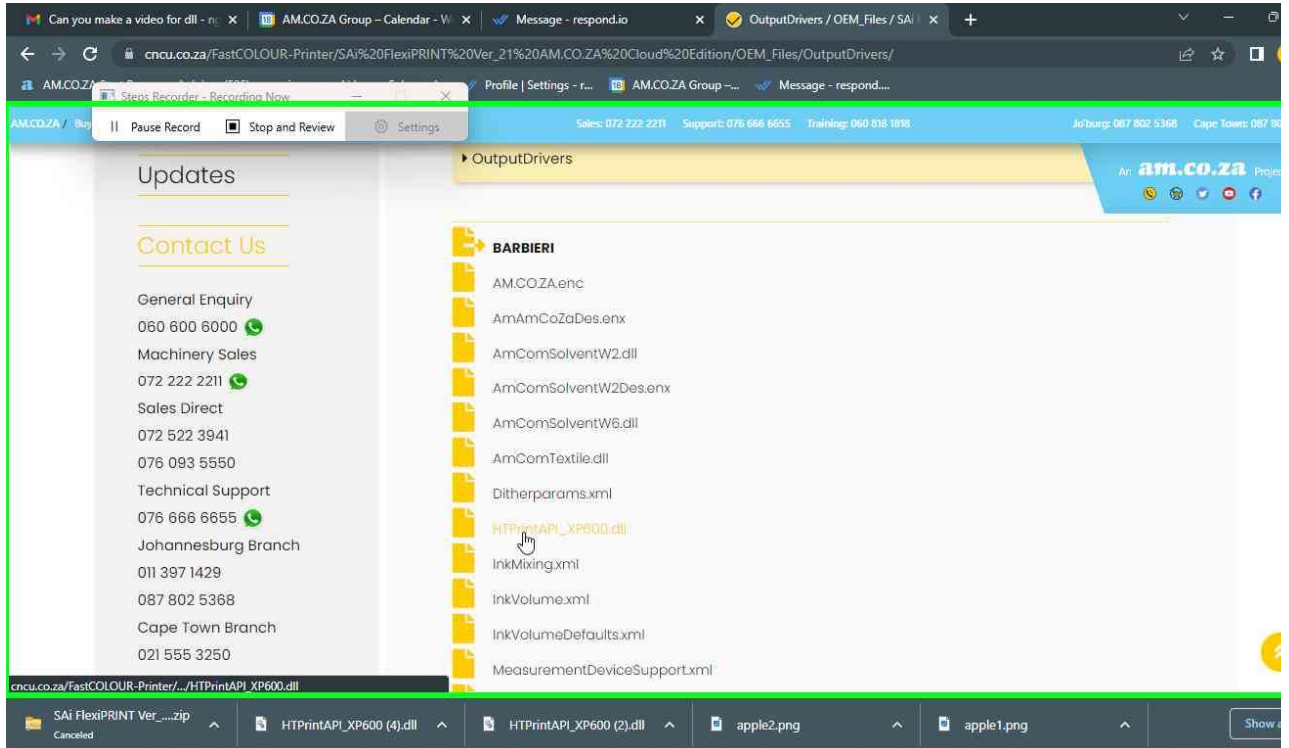


Step 4 screenshot.

[Previous](#) [Next](#)

**Step 5: (2023/02/18 09:38:27)** User left click on "OutputDrivers / OEM\_Files / SAI FlexiPRINT Ver\_21 AM.CO.ZA Cloud Edition / FastCOLOUR Printer / AM.CO.ZA Buythis CNC Utilities Homepage - CNC Utilities (CNCU.CO.ZA) (document)" in "OutputDrivers / OEM\_Files / SAI FlexiPRINT Ver\_21 AM.CO.ZA Cloud Edition / FastCOLOUR Printer / AM.CO.ZA Buythis CNC Utilities Homepage - CNC Utilities (CNCU.CO.ZA) - Google Chrome"



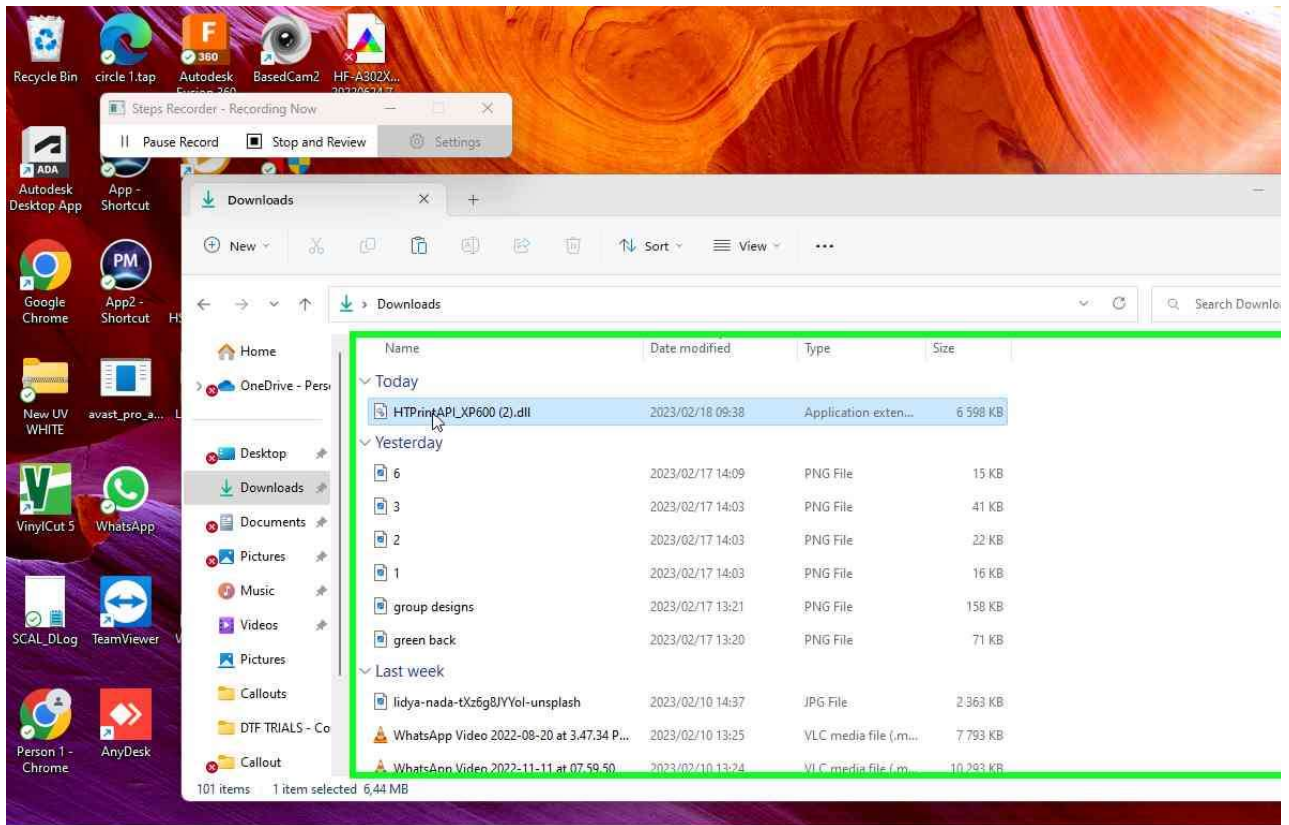


Step 5 screenshot.

[Previous](#) [Next](#)

**Step 6: (2023/02/18 09:38:44)** User right click on "Name (edit)" in "Downloads"

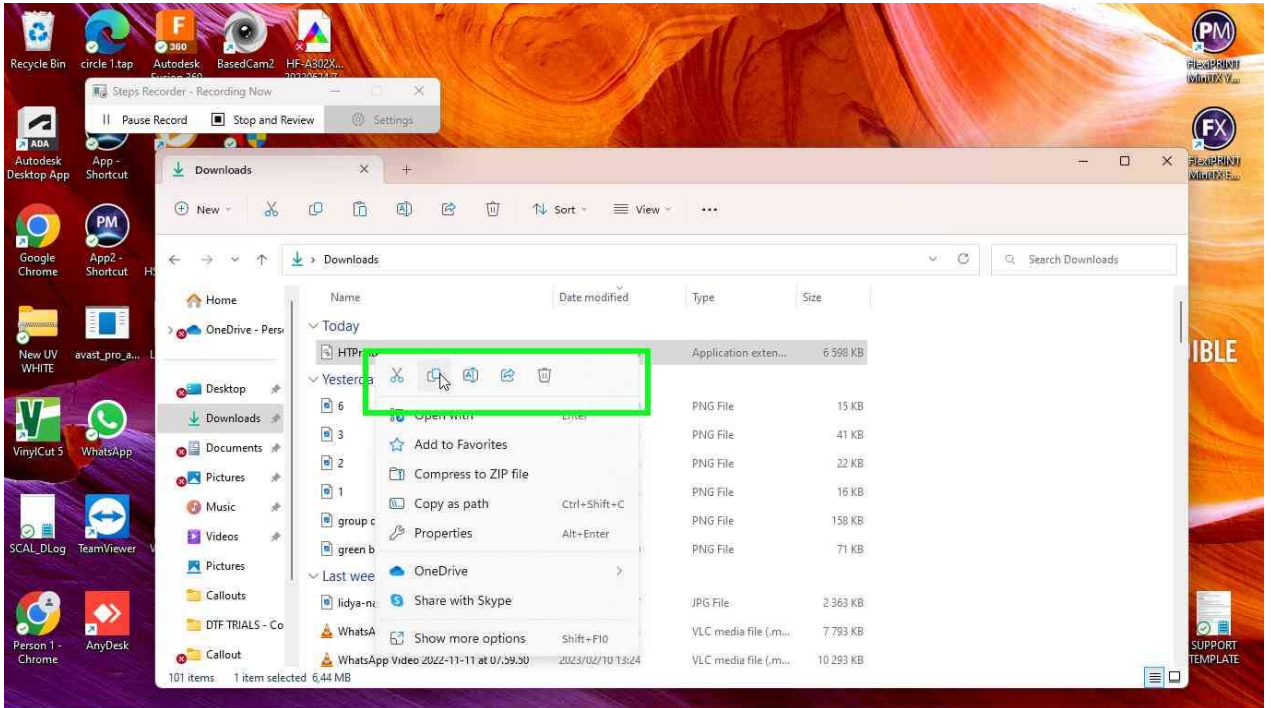




Step 6 screenshot.

[Previous](#) [Next](#)

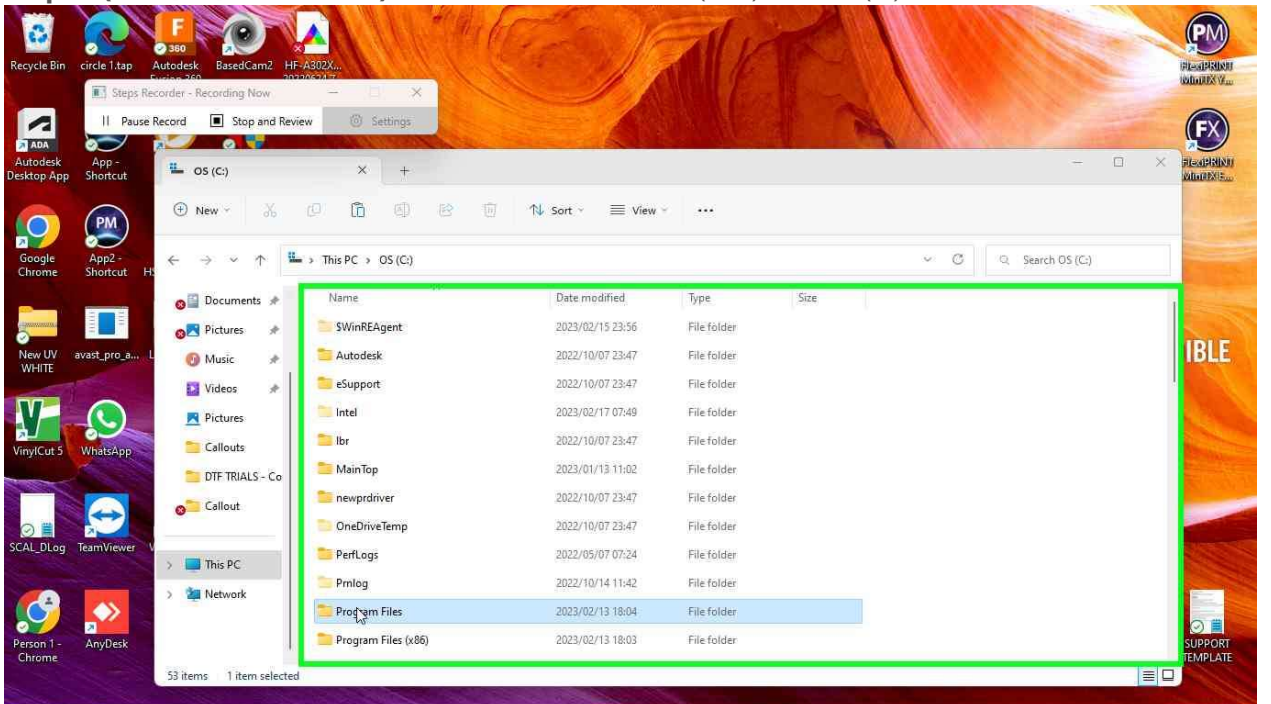
**Step 7: (2023/02/18 09:38:45)** User left click on "Copy (menu item)" in "PopupHost"



Step 7 screenshot.

[Previous](#) [Next](#)

**Step 8: (2023/02/18 09:38:55)** User left click on "Name (edit)" in "OS (C:)"

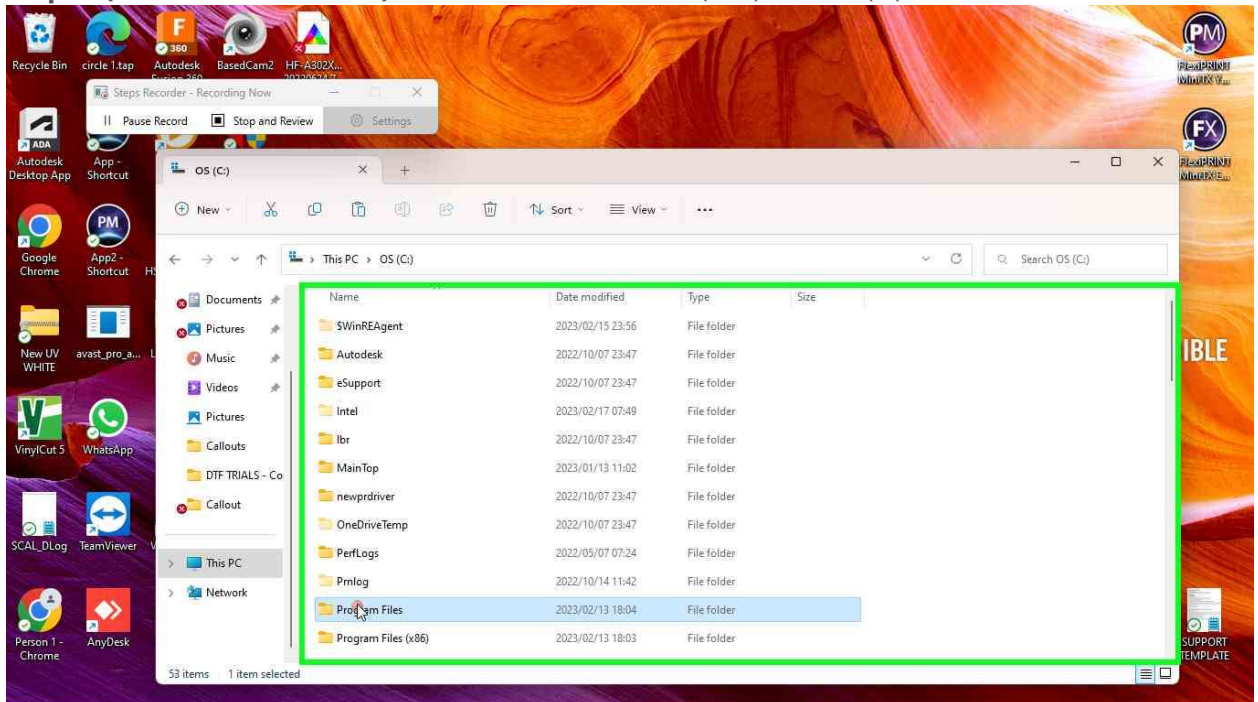


Step 8 screenshot.



[Previous](#) [Next](#)

**Step 9: (2023/02/18 09:38:55)** User left click on "Name (edit)" in "OS (C:)"

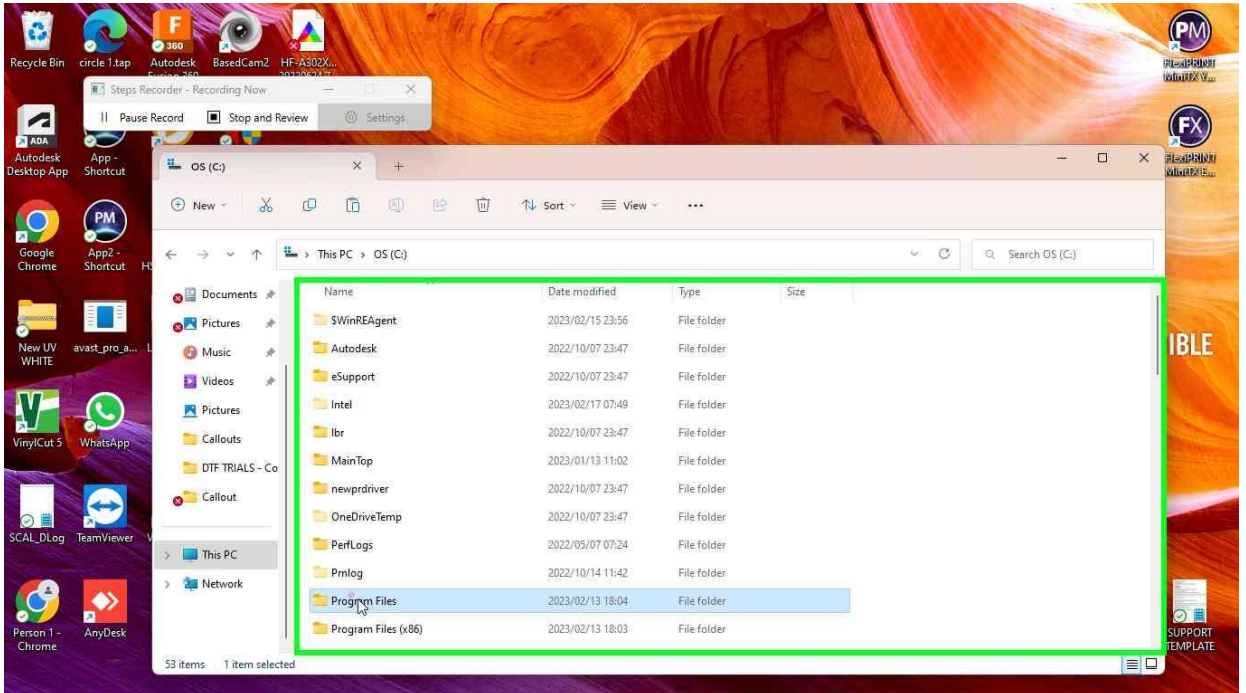


Step 9 screenshot.

[Previous](#) [Next](#)

**Step 10: (2023/02/18 09:38:56)** User left double click on "Name (edit)" in "OS (C:)"

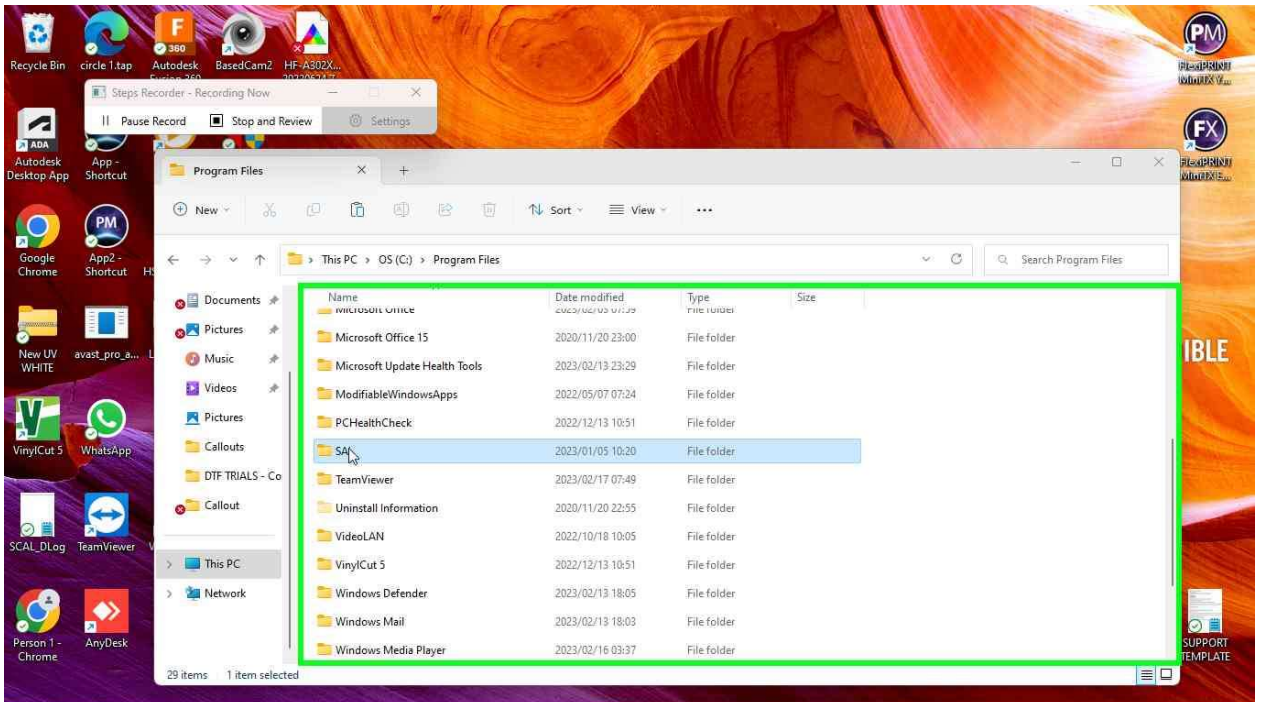




Step 10 screenshot.

[Previous](#) [Next](#)

**Step 11: (2023/02/18 09:39:05)** User left double click on "Name (edit)" in "Program Files"

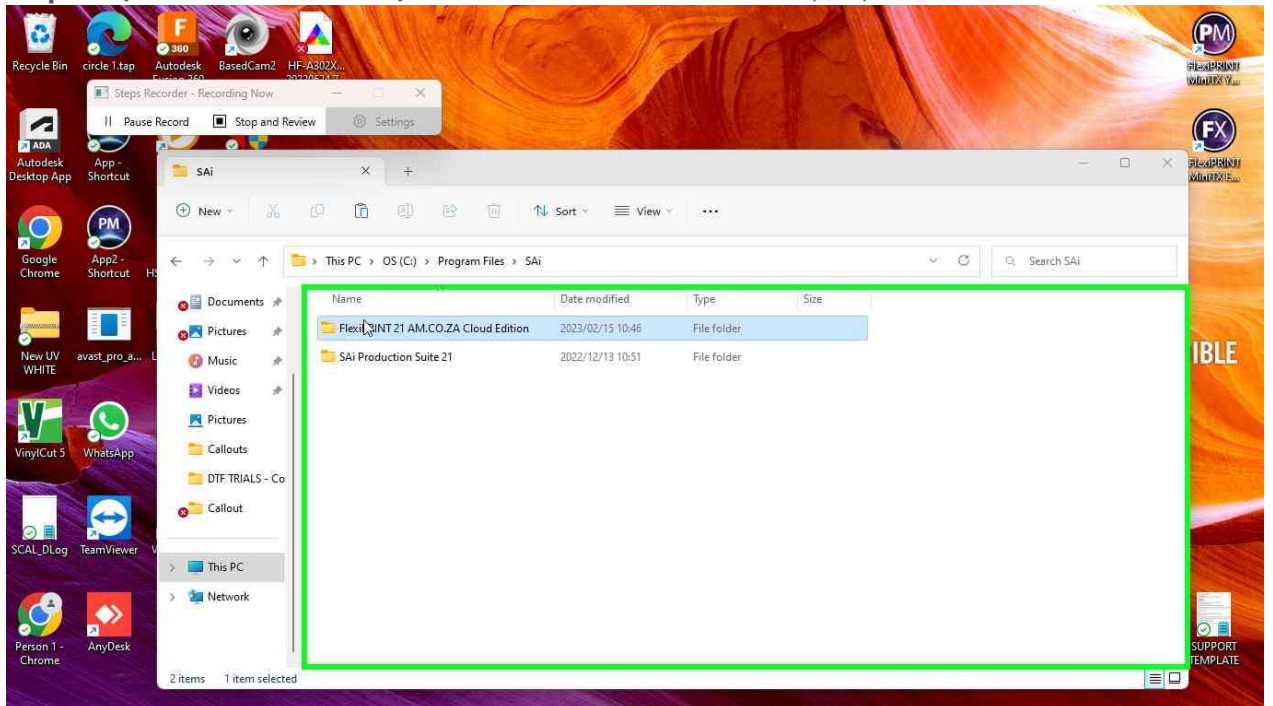


Step 11 screenshot.



[Previous](#) [Next](#)

**Step 12: (2023/02/18 09:39:09)** User left double click on "Name (edit)" in "SAi"

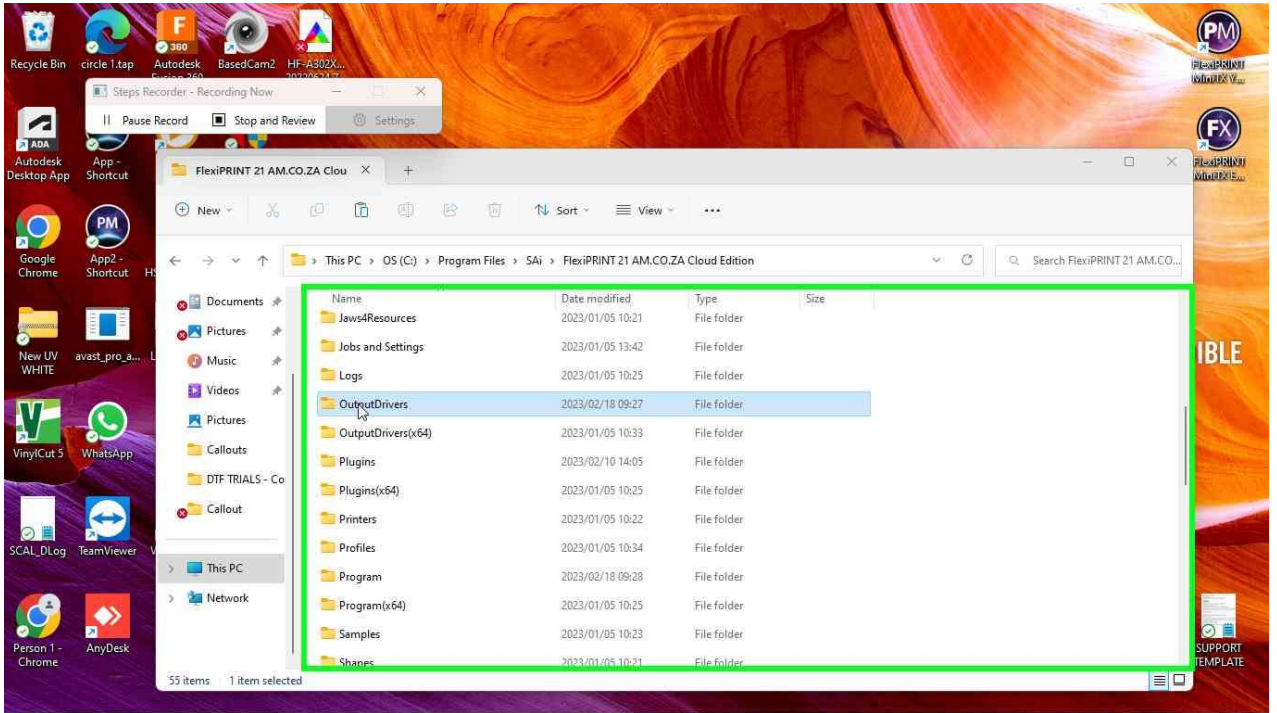


Step 12 screenshot.

[Previous](#) [Next](#)

**Step 13: (2023/02/18 09:39:21)** User left double click on "Name (edit)" in "FlexiPRINT 21 AM.CO.ZA Cloud Edition"

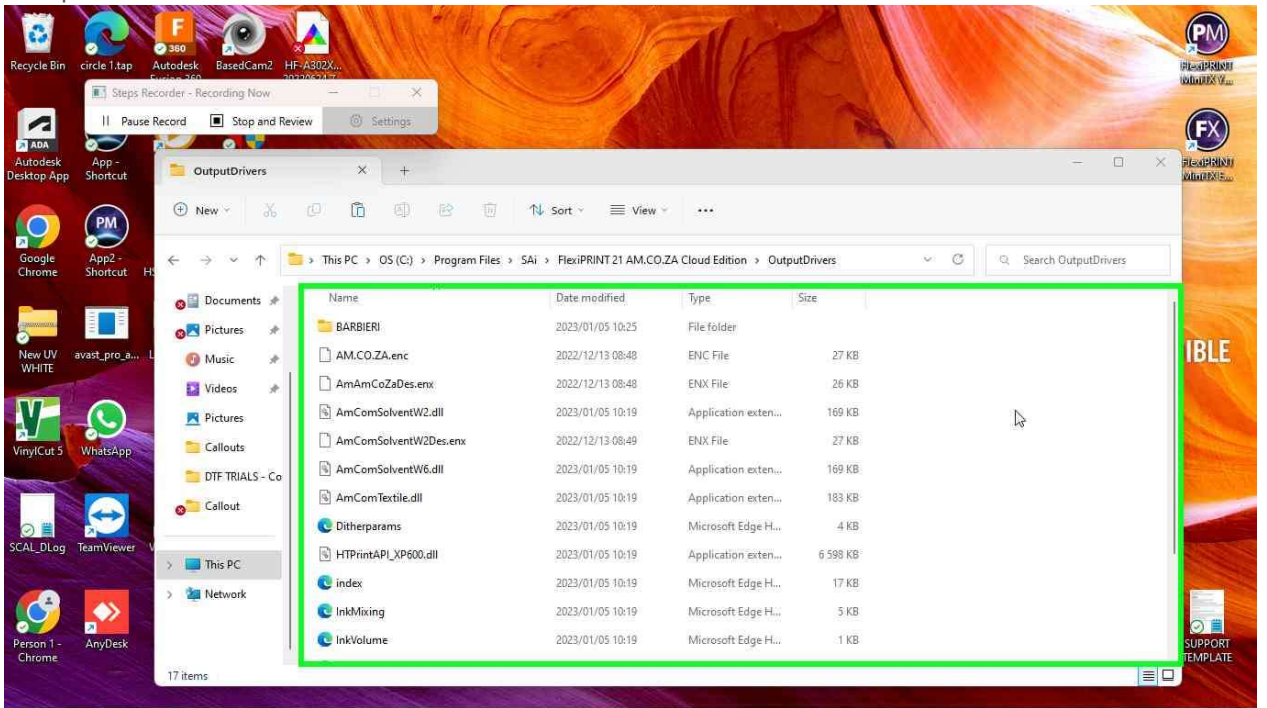




Step 13 screenshot.

[Previous](#) [Next](#)

**Step 14: (2023/02/18 09:39:24)** User right click on "Items View (list)" in "OutputDrivers"

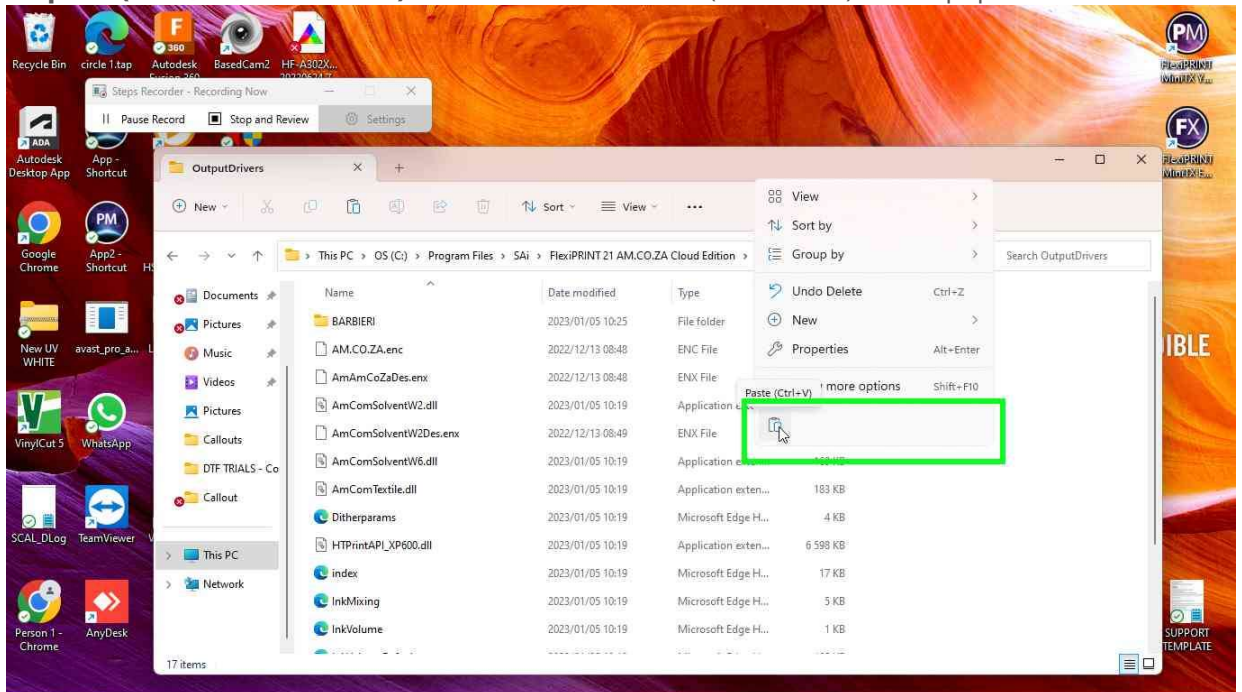


Step 14 screenshot.



[Previous](#) [Next](#)

**Step 15: (2023/02/18 09:39:28)** User left click on "Paste (menu item)" in "PopupHost"

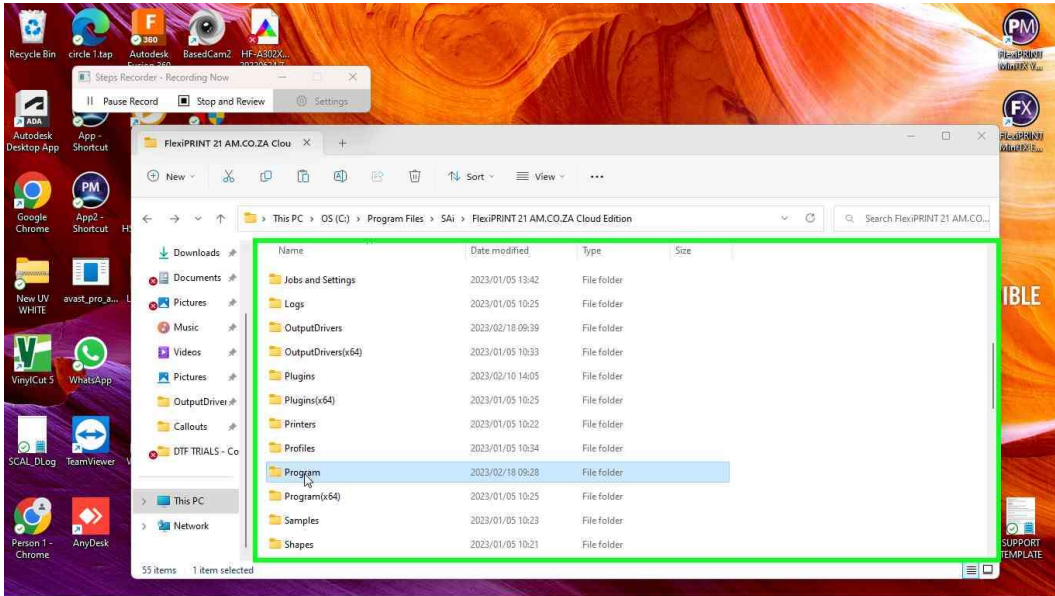


Step 15 screenshot.

[Previous](#) [Next](#)

**Step 16: (2023/02/18 09:39:49)** User left double click on "Name (edit)" in "FlexiPRINT 21 AM.CO.ZA Cloud Edition"

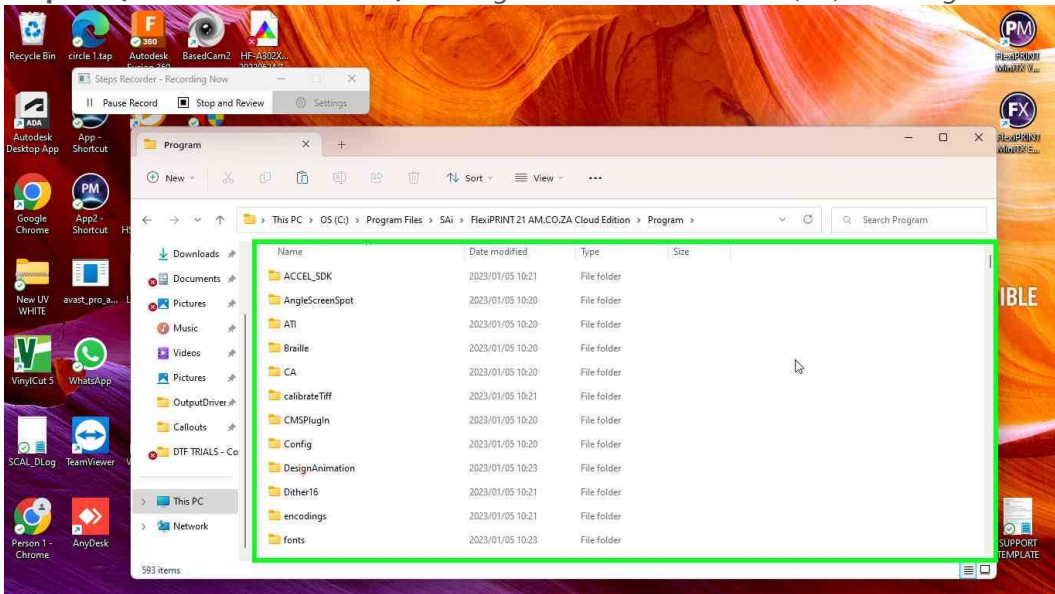




Step 16 screenshot.

[Previous](#) [Next](#)

**Step 17: (2023/02/18 09:39:50)** User right click on "Items View (list)" in "Program"

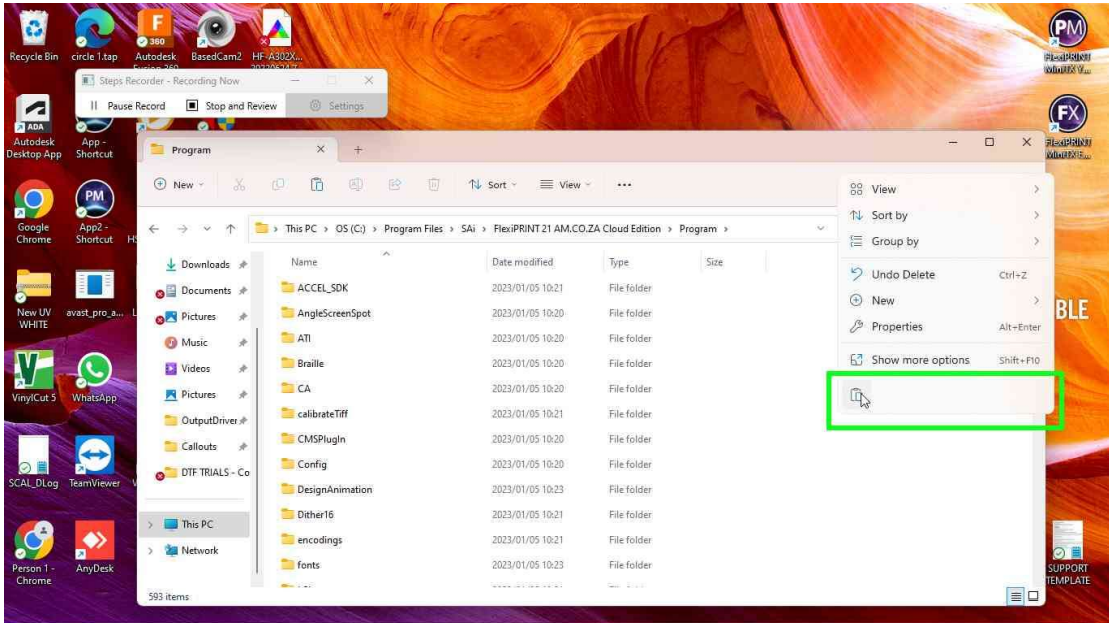


Step 17 screenshot.

[Previous](#) [Next](#)

**Step 18: (2023/02/18 09:39:51)** User left click on "Paste (menu item)" in "PopupHost"

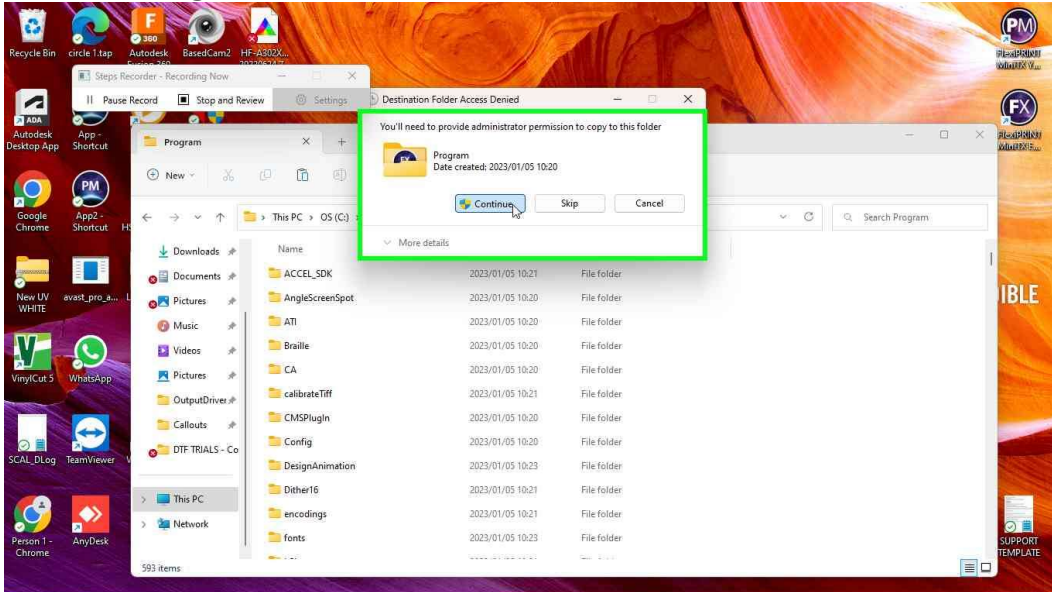




Step 18 screenshot.

[Previous](#) [Next](#)

**Step 19: (2023/02/18 09:39:53)** User left click on "Continue with automatic administrator rights (button)" in "Destination Folder Access Denied"

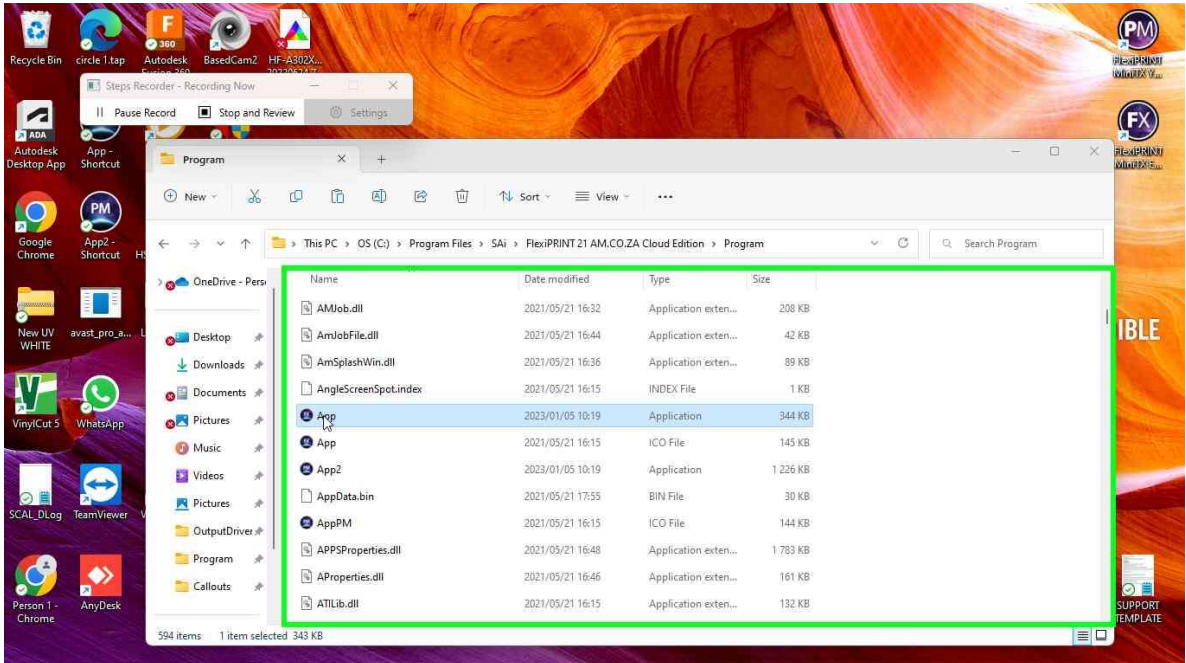


Step 19 screenshot.

[Previous](#) [Next](#)

**Step 20: (2023/02/18 09:40:09)** User left double click on "Name (edit)" in "Program"

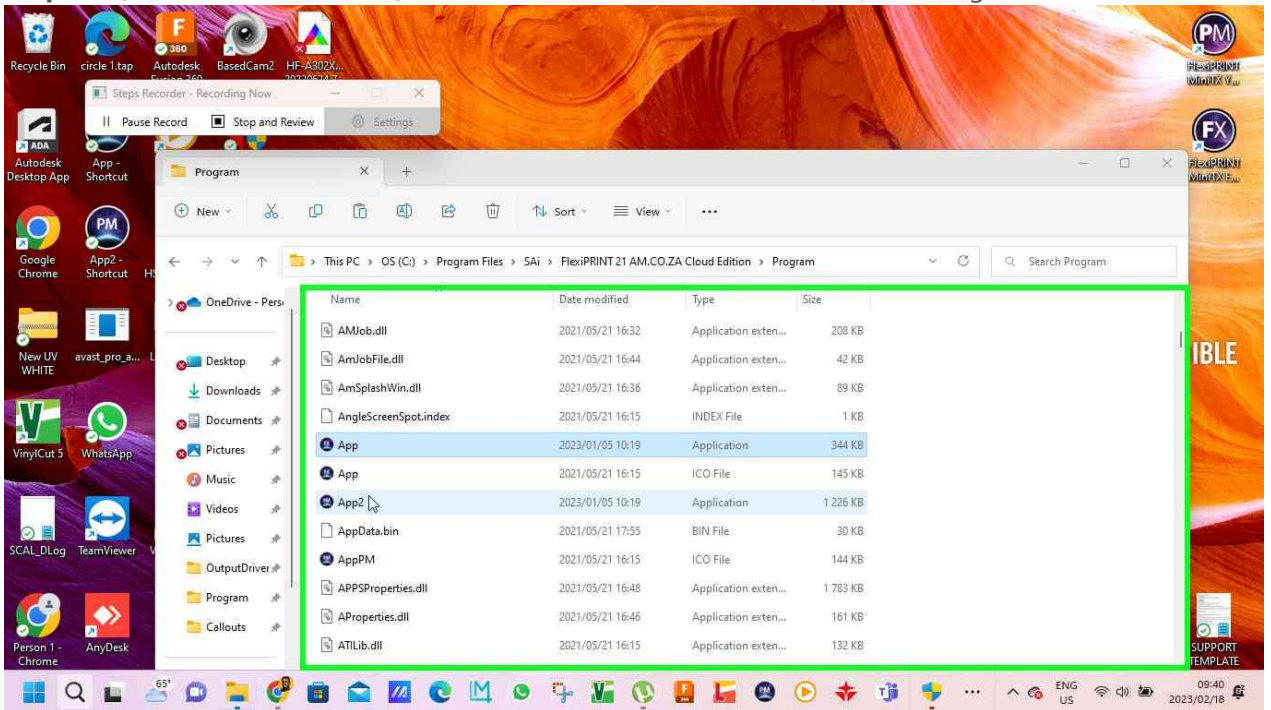




Step 20 screenshot.

[Previous](#)

Step 21: (2023/02/18 09:40:16) User left double click on "Name (edit)" in "Program"



Step 21 screenshot.



## Additional Details

The following section contains the additional details that were recorded.

These details help accurately identify the programs and UI you used in this recording.

This section may contain text that is internal to programs that only very advanced users or programmers may understand.

Please review these details to ensure that they do not contain any information that you would not like others to see.

Recording Session: 2023/02/18 09:37:43 - 09:40:17

Recorded Steps: 21, Missed Steps: 0, Other Errors: 0

Operating System: 22621.1.amd64fre.ni\_release.220506-1250  
10.0.0.0.2.100

Step 1: User left click on "CNC Utilities, Software, Manuals and Applications for CNC Machines (document)" in "CNC Utilities, Software, Manuals and Applications for CNC Machines - Google Chrome"

Program: Google Chrome, 109.0.5414.120, Google LLC, CHROME.EXE --  
PROFILE-DIRECTORY= PROFILE 1, CHROME.EXE

UI Elements: CNC Utilities, Software, Manuals and Applications for CNC Machines, Chrome\_RenderWidgetHostHWND, CNC Utilities, Software, Manuals and Applications for CNC Machines - Google Chrome - Ngoni (am.co.za), Chrome\_WidgetWin\_1

Step 2: User left click on "FastCOLOUR Printer / AM.CO.ZA Buythis CNC Utilities Homepage - CNC Utilities (CNCU.CO.ZA) (document)" in "FastCOLOUR Printer / AM.CO.ZA Buythis CNC Utilities Homepage - CNC Utilities (CNCU.CO.ZA) - Google Chrome"

Program: Google Chrome, 109.0.5414.120, Google LLC, CHROME.EXE --  
PROFILE-DIRECTORY= PROFILE 1, CHROME.EXE

UI Elements: FastCOLOUR Printer / AM.CO.ZA Buythis CNC Utilities Homepage - CNC Utilities (CNCU.CO.ZA), Chrome\_RenderWidgetHostHWND, FastCOLOUR Printer / AM.CO.ZA Buythis CNC Utilities Homepage - CNC Utilities (CNCU.CO.ZA) - Google Chrome - Ngoni (am.co.za), Chrome\_WidgetWin\_1

Step 3: User left click on "SAi FlexiPRINT Ver\_21 AM.CO.ZA Cloud Edition / FastCOLOUR Printer / AM.CO.ZA Buythis CNC Utilities Homepage - CNC Utilities (CNCU.CO.ZA) (document)" in "SAi FlexiPRINT Ver\_21 AM.CO.ZA Cloud Edition / FastCOLOUR Printer / AM.CO.ZA Buythis CNC Utilities Homepage - CNC Utilities (CNCU.CO.ZA) - Google Chrome"

Program: Google Chrome, 109.0.5414.120, Google LLC, CHROME.EXE --  
PROFILE-DIRECTORY= PROFILE 1, CHROME.EXE

UI Elements: SAi FlexiPRINT Ver\_21 AM.CO.ZA Cloud Edition / FastCOLOUR Printer / AM.CO.ZA Buythis CNC Utilities Homepage - CNC Utilities (CNCU.CO.ZA), Chrome\_RenderWidgetHostHWND, SAi FlexiPRINT Ver\_21 AM.CO.ZA Cloud Edition / FastCOLOUR Printer / AM.CO.ZA Buythis CNC Utilities Homepage - CNC Utilities (CNCU.CO.ZA) - Google Chrome - Ngoni





(am.co.za), Chrome\_WidgetWin\_1

Step 4: User left click on "OEM\_Files / SAi FlexiPRINT Ver\_21 AM.CO.ZA Cloud Edition / FastCOLOUR Printer / AM.CO.ZA Buythis CNC Utilities Homepage - CNC Utilities (CNCU.CO.ZA) (document)" in "OEM\_Files / SAi FlexiPRINT Ver\_21 AM.CO.ZA Cloud Edition / FastCOLOUR Printer / AM.CO.ZA Buythis CNC Utilities Homepage - CNC Utilities (CNCU.CO.ZA) - Google Chrome"

Program: Google Chrome, 109.0.5414.120, Google LLC, CHROME.EXE -- PROFILE-DIRECTORY= PROFILE 1, CHROME.EXE

UI Elements: OEM\_Files / SAi FlexiPRINT Ver\_21 AM.CO.ZA Cloud Edition / FastCOLOUR Printer / AM.CO.ZA Buythis CNC Utilities Homepage - CNC Utilities (CNCU.CO.ZA), Chrome\_RenderWidgetHostHWND, OEM\_Files / SAi FlexiPRINT Ver\_21 AM.CO.ZA Cloud Edition / FastCOLOUR Printer / AM.CO.ZA Buythis CNC Utilities Homepage - CNC Utilities (CNCU.CO.ZA) - Google Chrome - Ngoni (am.co.za), Chrome\_WidgetWin\_1

Step 5: User left click on "OutputDrivers / OEM\_Files / SAi FlexiPRINT Ver\_21 AM.CO.ZA Cloud Edition / FastCOLOUR Printer / AM.CO.ZA Buythis CNC Utilities Homepage - CNC Utilities (CNCU.CO.ZA) (document)" in "OutputDrivers / OEM\_Files / SAi FlexiPRINT Ver\_21 AM.CO.ZA Cloud Edition / FastCOLOUR Printer / AM.CO.ZA Buythis CNC Utilities Homepage - CNC Utilities (CNCU.CO.ZA) - Google Chrome"

Program: Google Chrome, 109.0.5414.120, Google LLC, CHROME.EXE -- PROFILE-DIRECTORY= PROFILE 1, CHROME.EXE

UI Elements: OutputDrivers / OEM\_Files / SAi FlexiPRINT Ver\_21 AM.CO.ZA Cloud Edition / FastCOLOUR Printer / AM.CO.ZA Buythis CNC Utilities Homepage - CNC Utilities (CNCU.CO.ZA), Chrome\_RenderWidgetHostHWND, OutputDrivers / OEM\_Files / SAi FlexiPRINT Ver\_21 AM.CO.ZA Cloud Edition / FastCOLOUR Printer / AM.CO.ZA Buythis CNC Utilities Homepage - CNC Utilities (CNCU.CO.ZA) - Google Chrome - Ngoni (am.co.za), Chrome\_WidgetWin\_1

Step 6: User right click on "Name (edit)" in "Downloads"

Program: Windows Explorer, 10.0.22621.1 (WinBuild.160101.0800), Microsoft Corporation, EXPLORER.EXE, EXPLORER.EXE

UI Elements: Name, UIProperty, HTPrintAPI\_XP600 (2).dll, UIItem, Today, UIGroupItem, Items View, UIItemsView, Shell Folder View, DUIListView, Folder Layout Pane, Element, Explorer Pane, HWNDView, DUIViewWndClassName, Downloads, ShellTabWindowClass, Downloads, CabinetWClass

Step 7: User left click on "Copy (menu item)" in "PopupHost"

Program: Windows Explorer, 10.0.22621.1 (WinBuild.160101.0800), Microsoft Corporation, EXPLORER.EXE, EXPLORER.EXE

UI Elements: Image, Copy, AppBarButton, ApplicationBar, ScrollViewer, Flyout, Popup, Popup

Step 8: User left click on "Name (edit)" in "OS (C:)"

Program: Windows Explorer, 10.0.22621.1 (WinBuild.160101.0800), Microsoft Corporation, EXPLORER.EXE, EXPLORER.EXE



UI Elements: Name, UIProperty, Program Files, UIItem, Items View, UIItemsView, Shell Folder View, DUIListView, Folder Layout Pane, Element, Explorer Pane, HWNDView, DUIViewWndClassName, OS (C:), ShellTabWindowClass, OS (C:), CabinetWClass

Step 9: User left click on "Name (edit)" in "OS (C:)"  
Program: Windows Explorer, 10.0.22621.1 (WinBuild.160101.0800), Microsoft Corporation, EXPLORER.EXE, EXPLORER.EXE  
UI Elements: Name, UIProperty, Program Files, UIItem, Items View, UIItemsView, Shell Folder View, DUIListView, Folder Layout Pane, Element, Explorer Pane, HWNDView, DUIViewWndClassName, OS (C:), ShellTabWindowClass, OS (C:), CabinetWClass

Step 10: User left double click on "Name (edit)" in "OS (C:)"  
Program: Windows Explorer, 10.0.22621.1 (WinBuild.160101.0800), Microsoft Corporation, EXPLORER.EXE, EXPLORER.EXE  
UI Elements: Name, UIProperty, Program Files, UIItem, Items View, UIItemsView, Shell Folder View, DUIListView, Folder Layout Pane, Element, Explorer Pane, HWNDView, DUIViewWndClassName, OS (C:), ShellTabWindowClass, OS (C:), CabinetWClass

Step 11: User left double click on "Name (edit)" in "Program Files"  
Program: Windows Explorer, 10.0.22621.1 (WinBuild.160101.0800), Microsoft Corporation, EXPLORER.EXE, EXPLORER.EXE  
UI Elements: Name, UIProperty, SAi, UIItem, Items View, UIItemsView, Shell Folder View, DUIListView, Folder Layout Pane, Element, Explorer Pane, HWNDView, DUIViewWndClassName, Program Files, ShellTabWindowClass, Program Files, CabinetWClass

Step 12: User left double click on "Name (edit)" in "SAi"  
Program: Windows Explorer, 10.0.22621.1 (WinBuild.160101.0800), Microsoft Corporation, EXPLORER.EXE, EXPLORER.EXE  
UI Elements: Name, UIProperty, FlexiPRINT 21 AM.CO.ZA Cloud Edition, UIItem, Items View, UIItemsView, Shell Folder View, DUIListView, Folder Layout Pane, Element, Explorer Pane, HWNDView, DUIViewWndClassName, SAi, ShellTabWindowClass, SAi, CabinetWClass

Step 13: User left double click on "Name (edit)" in "FlexiPRINT 21 AM.CO.ZA Cloud Edition"  
Program: Windows Explorer, 10.0.22621.1 (WinBuild.160101.0800), Microsoft Corporation, EXPLORER.EXE, EXPLORER.EXE  
UI Elements: Name, UIProperty, OutputDrivers, UIItem, Items View, UIItemsView, Shell Folder View, DUIListView, Folder Layout Pane, Element, Explorer Pane, HWNDView, DUIViewWndClassName, FlexiPRINT 21 AM.CO.ZA Cloud Edition, ShellTabWindowClass, FlexiPRINT 21 AM.CO.ZA Cloud Edition, CabinetWClass

Step 14: User right click on "Items View (list)" in "OutputDrivers"  
Program: Windows Explorer, 10.0.22621.1 (WinBuild.160101.0800), Microsoft Corporation, EXPLORER.EXE, EXPLORER.EXE  
UI Elements: Items View, UIItemsView, Shell Folder View, DUIListView,



Folder Layout Pane, Element, Explorer Pane, HWNDView, DUIViewWndClassName, OutputDrivers, ShellTabWindowClass, OutputDrivers, CabinetWClass

Step 15: User left click on "Paste (menu item)" in "PopupHost"  
Program: Windows Explorer, 10.0.22621.1 (WinBuild.160101.0800), Microsoft Corporation, EXPLORER.EXE, EXPLORER.EXE  
UI Elements: Image, Paste, AppBarButton, ApplicationBar, ScrollViewer, Flyout, Popup, Popup

Step 16: User left double click on "Name (edit)" in "FlexiPRINT 21 AM.CO.ZA Cloud Edition"  
Program: Windows Explorer, 10.0.22621.1 (WinBuild.160101.0800), Microsoft Corporation, EXPLORER.EXE, EXPLORER.EXE  
UI Elements: Name, UIProperty, Program, UIItem, Items View, UIItemsView, Shell Folder View, DUIListView, Folder Layout Pane, Element, Explorer Pane, HWNDView, DUIViewWndClassName, FlexiPRINT 21 AM.CO.ZA Cloud Edition, ShellTabWindowClass, FlexiPRINT 21 AM.CO.ZA Cloud Edition, CabinetWClass

Step 17: User right click on "Items View (list)" in "Program"  
Program: Windows Explorer, 10.0.22621.1 (WinBuild.160101.0800), Microsoft Corporation, EXPLORER.EXE, EXPLORER.EXE  
UI Elements: Items View, UIItemsView, Shell Folder View, DUIListView, Folder Layout Pane, Element, Explorer Pane, HWNDView, DUIViewWndClassName, Program, ShellTabWindowClass, Program, CabinetWClass

Step 18: User left click on "Paste (menu item)" in "PopupHost"  
Program: Windows Explorer, 10.0.22621.1 (WinBuild.160101.0800), Microsoft Corporation, EXPLORER.EXE, EXPLORER.EXE  
UI Elements: Image, Paste, AppBarButton, ApplicationBar, ScrollViewer, Flyout, Popup, Popup

Step 19: User left click on "Continue with automatic administrator rights (button)" in "Destination Folder Access Denied"  
Program: Windows Explorer, 10.0.22621.1 (WinBuild.160101.0800), Microsoft Corporation, EXPLORER.EXE, EXPLORER.EXE  
UI Elements: Continue with automatic administrator rights, InterruptResponseButton3d, Copying 1 item from Downloads to Program - Interrupted - 0% complete, OperationTileDialog, OperationTileHost, Destination Folder Access Denied, OperationStatusWindow

Step 20: User left double click on "Name (edit)" in "Program"  
Program: Windows Explorer, 10.0.22621.1 (WinBuild.160101.0800), Microsoft Corporation, EXPLORER.EXE, EXPLORER.EXE  
UI Elements: Name, UIProperty, App, UIItem, Items View, UIItemsView, Shell Folder View, DUIListView, Folder Layout Pane, Element, Explorer Pane, HWNDView, DUIViewWndClassName, Program, ShellTabWindowClass, Program, CabinetWClass



Step 21: User left double click on "Name (edit)" in "Program"  
Program: Windows Explorer, 10.0.22621.1 (WinBuild.160101.0800),  
Microsoft Corporation, EXPLORER.EXE, EXPLORER.EXE  
UI Elements: Name, UIProperty, App2, UIItem, Items View, UIItemsView,  
Shell Folder View, DUIListView, Folder Layout Pane, Element, Explorer  
Pane, HWNDView, DUIViewWndClassName, Program,  
ShellTabWindowClass, Program, CabinetWClass

---

[Return to top of page...](#)

