

# MISNCO 米森机用精细离子电源（供电参数）表



中国国家强制性产品认证

规格说明	LGK-105IGBT	LGK-120IGBT	LGK-160IGBT	LGK-200IGBT	LGK-300IGBT	LGK-400IGBT
供电规格 standards of power supply	300~380v/3 相 <b>220V</b> /50Hz±10%	300~380v/3 相 <b>220V</b> /50Hz±10%	300~380v/50Hz ±10%	300~380v/50Hz ±10%	300~380v/50Hz ±10%	300~380v/50Hz ±10%
输入功率	18.4KVA	22.4KVA	32.2KVA	38 KVA	72KVA	95 KVA
额定输出电流	105A	120A	160A	200A	300A	400A
额定输出电压	123V	128V	140V	150V	170V	190V
额定负载持续率	100%	100%	100%	100%	100%	100%
空载电压	300VDC	300VDC	315VDC	315VDC	380VDC	380VDC
电流调节范围	30~105A	30~120A	30~160A	40~200A	40~300A	40~400A
输入铜芯电线截面积(mm <sup>2</sup> )	≥6 平方国标	≥6 平方国标	≥10 平方国标	≥16 平方国标	≥25 平方国标	≥35 平方国标
熔断器 (A)	60	60	80	125	150	200
开关容量	60	63	80	125	150	200
质量穿孔厚度 (钢材)	0.3~16mm	0.3~18mm	0.3~20mm	0.3~25mm	0.3~35mm	0.3~45mm
最大穿孔厚度 (钢材)	16mm	18mm	20mm	25mm	35mm	45mm
使用等离子气体	压缩空气	压缩空气	压缩空气	压缩空气	压缩空气	压缩空气
工作等离子气体压力	0.4~0.6MPa	0.4~0.6MPa	0.4~0.6MPa	0.4~0.6MPa	0.4~0.6MPa	0.4~0.6MPa
割炬冷却方式	气冷	气冷	水冷	水冷	水冷	水冷
引弧方式	非接触引燃 (高频引弧)					
绝缘等级	F 级					
外壳防护等级	IP21S					
净重	44kg	44kg	74kg	78kg	125kg	129 kg
包装重量	47kg(纸箱)	47kg(纸箱)	89kg(木箱)	97kg(木箱)	145kg(木箱)	149kg(木箱)
外形尺寸 mm 长*宽*高	680*340*585	680*340*585	785*385*770	785*385*770	890*430*875	890*430*875
包装尺寸 mm 长*宽*高	725*350*700	725*350*700	855*460*880	855*460*1000	1000*470*1100	1000*470*1100

切割机所采用的标准

※GB 15579.1	弧焊设备第 1 部分：焊接电源
-------------	-----------------



中国国家强制性产品认证



规格说明	LGK-60IGBT	LGK-60IGBT	LGK-200AH	LGK-105AL	LGK-125AL	LGK-151AL
供电规格 standards of power supply	300~380v/50Hz ±10%	<b>200~220v/50Hz</b> <b>±10%</b>	300~380v/50Hz ±10%	300~380v/50Hz ±10%	300~380v/50Hz ±10%	300~380v/50Hz ±10%
输入功率	11KVA	11KVA	46.5 KVA	18.4KVA	22.4KVA	32.2KVA
额定输出电流	60A	60A	200A	105A	120A	151A
额定输出电压	105.2V	105.2V	150V	123V	128V	138V
额定负载持续率	100%	100%	100%	100%	100%	100%
空载电压	308VDC	200VDC	315VDC	300VDC	300VDC	315VDC
电流调节范围	30~60A	30~60A	40~200A	30~105A	30~120A	30~151A
输入铜芯电线截面积(mm <sup>2</sup> )	≥6 平方国标	≥6 平方国标	≥16 平方国标	≥6 平方国标	≥6 平方国标	≥6 平方国标
熔断器 (A)	40	60	125	60	60	80
开关容量	40	60	125	60	63	80
质量穿孔厚度 (钢材)	0.3~10mm	0.3~10mm	0.3~25mm	0.3~16mm	0.3~18mm	0.3~20mm
最大穿孔厚度 (钢材)	12mm	12mm	25mm	16mm	18mm	20mm
使用等离子气体	压缩空气	压缩空气	压缩空气	压缩空气	压缩空气	压缩空气
工作等离子气体压力	0.4~0.6MPa	0.4~0.6MPa	0.4~0.6MPa	0.4~0.6MPa	0.4~0.6MPa	0.4~0.6MPa
割炬冷却方式	气冷	气冷	<b>水冷</b>	气冷	气冷	气冷
引弧方式	<b>可定制低频引弧</b>	非接触引燃 (高频引弧)		非接触引燃 ( <b>低频引弧</b> )		
绝缘等级	F 级					
外壳防护等级	IP21S					
净重	27kg	27kg	109 kg	49kg	49kg	74kg
包装重量	30kg(纸箱)	30kg(纸箱)	129kg(木箱)	51kg(纸箱)	51kg(纸箱)	89kg(木箱)
外形尺寸 mm 长*宽*高	590*260*480	590*260*480	785*385*770	680*340*585	680*340*585	785*385*770
包装尺寸 mm 长*宽*高	615*300*500	615*300*500	1000*470*1100	725*350*700	725*350*700	855*460*880

切割机所采用的标准

※GB 15579.1	弧焊设备第 1 部分：焊接电源
-------------	-----------------

# MISNCO 米森机用精细离子电源（等离子外部条件）图表



等离子电源



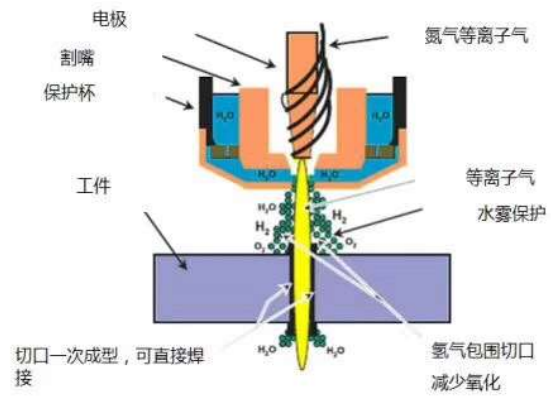
智能冷水机



清洁空气

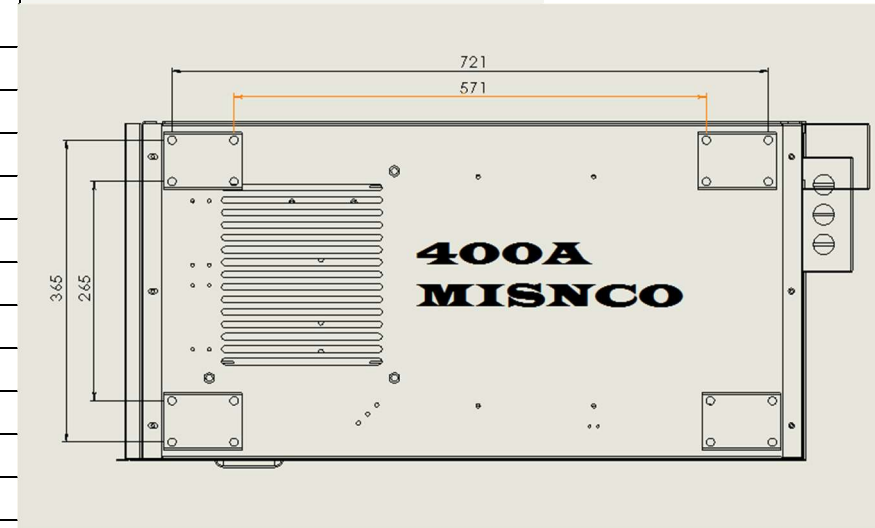
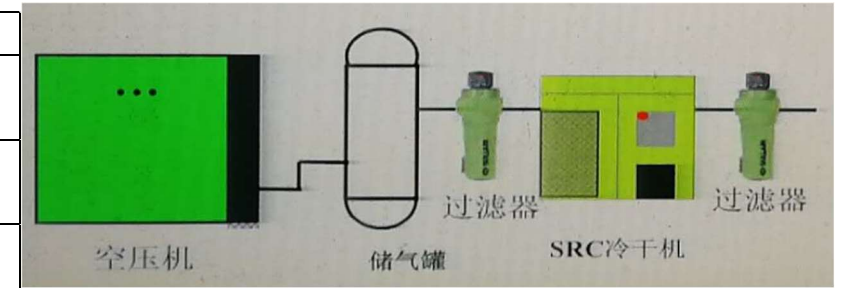


## 等离子气源正确的安装规范



等离子 LGK-400IGBT (使用冷水机 1.5~2p) 招标样版

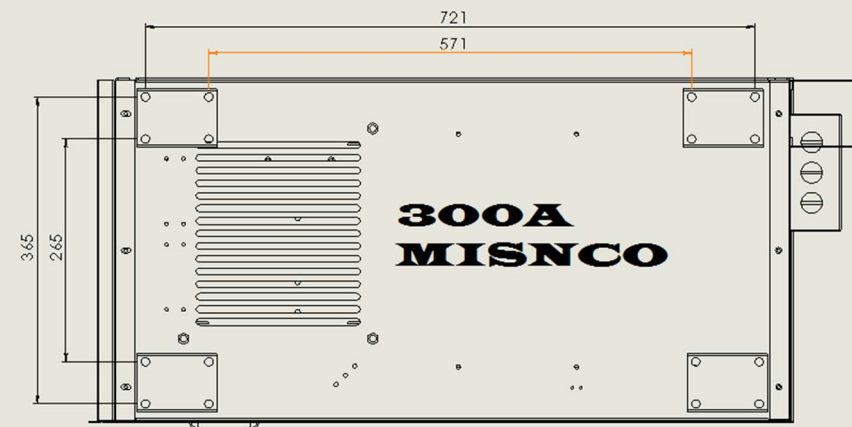
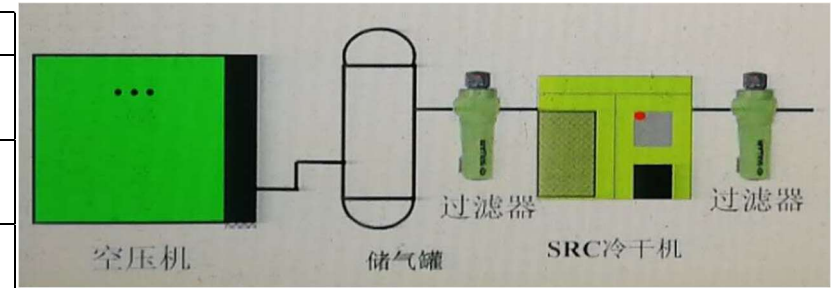
型号 Model	LGK-400IGBT	
切割能力(不锈钢) Cutting ability (Stainless steel)	质量切割 High quality cutting	40mm (Cutting thickness)
	穿孔切割 Perforation cutting	40mm (Cutting thickness)
	最大切割 Maximum cutting	45mm(Cutting thickness)
切割能力(碳钢) Cutting ability (carbon steel)	质量切割 High quality cutting	45mm (Cutting thickness)
	穿孔切割 Perforation cutting	45mm (Cutting thickness)
	最大切割 Maximum cutting	50mm(Cutting thickness)
切割电流 Cutting current	30A~400A	
负载持续率 Load persistence rate	100% (环境温度 40 度) 100% (ambient temperature 40°)	
切割参数(不锈钢) 实测案例 Cutting parameters(Stainless steel) actual measurement	切割厚 35mm, 切割速度 1000mm/min Cutting thicknessCutting speed	
切割参数(碳钢) 实测案例 Cutting parameters(carbon steel)) actual measurement	切割厚 35mm, 切割速度 1200mm/min uttingthicknessCutting speed	
技术参数 technical parameter	供电电源 Power supply	3~380V,
	额定功率 Rated power	95 KVA
	空载电压 No-load voltage	380V
	主机重量 Host weight	129 kg
	外形尺寸 Shape size	长*宽*高 890*430*875mm
产品认证	3C CE	
等离子气体 Plasma gas	空气(无油、无水) 建议按右图连接	
主机底座安装孔	如右图	
冷水机 1.5-2.0P (压缩机制冷恒温控制)	精细割枪 400A 枪径 50mm 7.5 米	
地线: ≥50 平方 电源线: ≥35 平方(国标)		
包装尺寸(木箱)长*宽*高	1000*470*1100mm	





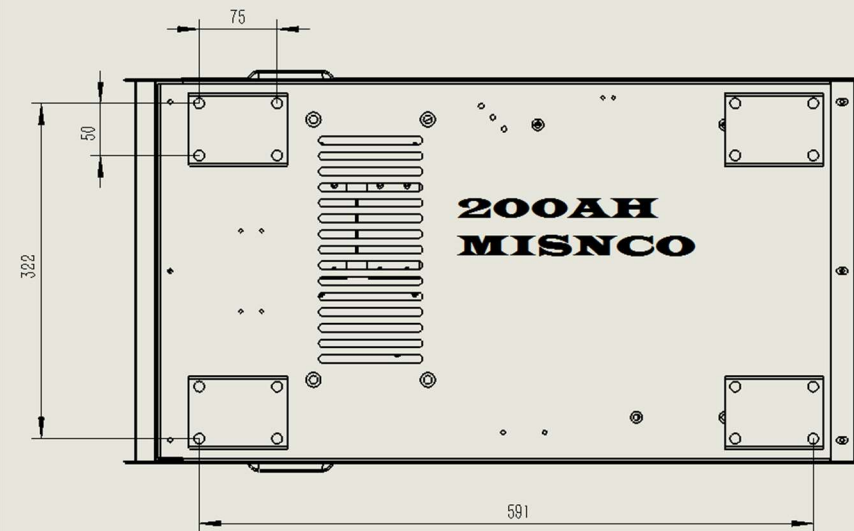
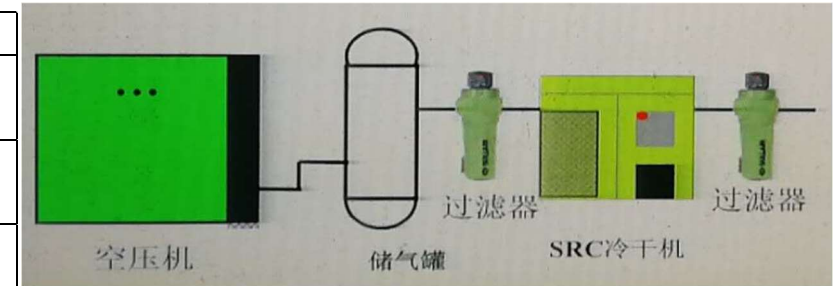
等离子 LGK-300IGBT 招标样版

型号 Model	LGK-300IGBT	
切割能力 (不锈钢) Cutting ability (Stainless steel)	质量切割 High quality cutting	30mm (Cutting thickness)
	穿孔切割 Perforation cutting	30mm (Cutting thickness)
	最大切割 Maximum cutting	40mm(Cutting thickness)
切割能力(碳钢) Cutting ability (carbon steel)	质量切割 High quality cutting	35mm (Cutting thickness)
	穿孔切割 Perforation cutting	35mm (Cutting thickness)
	最大切割 Maximum cutting	40mm(Cutting thickness)
切割电流 Cutting current	30A~300A	
负载持续率 Load persistence rate	100% (环境温度 40 度) 100% (ambient temperature 40°)	
切割参数 (不锈钢) 实测案例 Cutting parameters(Stainless steel) actual measurement	切割厚 30mm, 切割速度 1000mm/min Cutting thicknessCutting speed	
切割参数 (碳钢) 实测案例 Cutting parameters(carbon steel)) actual measurement	切割厚 30mm, 切割速度 1200mm/min Cutting thicknessCutting speed	
技术参数 technical parameter	供电电源 Power supply	3~380V,
	额定功率 Rated power	72 KVA
	空载电压 No-load voltage	380V
	主机重量 Host weight	125kg
	外形尺寸 Shape size	长*宽*高 890*430*875mm
产品认证	3C CE	
等离子气体 Plasma gas	空气 (无油、无水) 建议按右图连接	
主机底座安装孔	如右图	
智能冷水机 20L(意大利 FOT 水泵 160 米扬程)	精细割枪 300A 枪径 50mm 7.5 米	
地线: ≥50 平方 电源线: ≥25 平方 (国标)	可选带止水阀	
包装尺寸 (木箱) 长*宽*高	1000*470*1100mm	



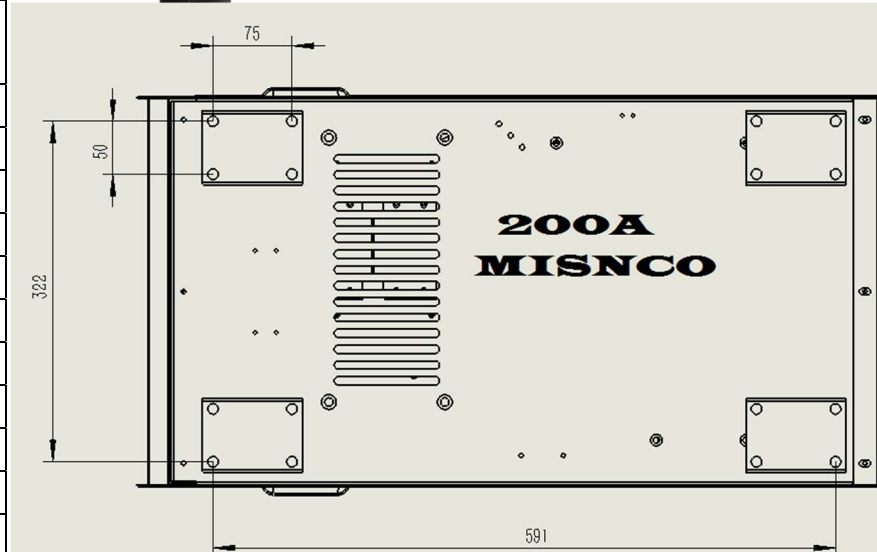
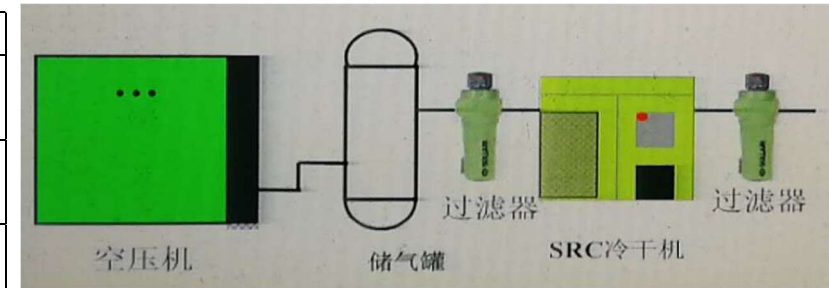
等离子 LGK-200AH(Pro) 内置水箱/双路气源招标样版

型号 Model	LGK-200AH(pro)	
切割能力 (不锈钢) Cutting ability (Stainless steel)	质量切割 High quality cutting	22mm (Cutting thickness)
	穿孔切割 Perforation cutting	22mm (Cutting thickness)
	最大切割 Maximum cutting	25mm(Cutting thickness)
切割能力(碳钢) Cutting ability (carbon steel)	质量切割 High quality cutting	25mm (Cutting thickness)
	穿孔切割 Perforation cutting	25mm (Cutting thickness)
	最大切割 Maximum cutting	30mm(Cutting thickness)
切割电流 Cutting current	30A~200A	
负载持续率 Load persistence rate	100% (环境温度 40 度) 100% (ambient temperature 40°)	
切割参数 (不锈钢) 实测案例 Cutting parameters(Stainless steel) actual measurement	切割厚 25mm, 切割速度 1000mm/min Cutting thicknessCutting speed	
切割参数 (碳钢) 实测案例 Cutting parameters(carbon steel)) actual measurement	切割厚 25mm, 切割速度 1200mm/min uttingthicknessCutting speed	
技术参数 technical parameter	供电电源 Power supply	3~380V,
	额定功率 Rated power	38 KVA
	空载电压 No-load voltage	380V
	主机重量 Host weight	150KG
	外形尺寸 Shape size	长*宽*高 785*385*770mm
产品认证	3C CE	
等离子气体 Plasma gas	空气 (无油、无水) 建议按右图连接	
主机底座安装孔	如右图	
智能冷水机 20 L(意大利 FOT 水泵 160 米扬程)	精细割枪 200pro 枪径 45mm 1.8 米	
地线: ≥35 平方 电源线: ≥16 平方 (国标)	可选带止水阀	
包装尺寸 (木箱) 长*宽*高	1000*470*1100mm	



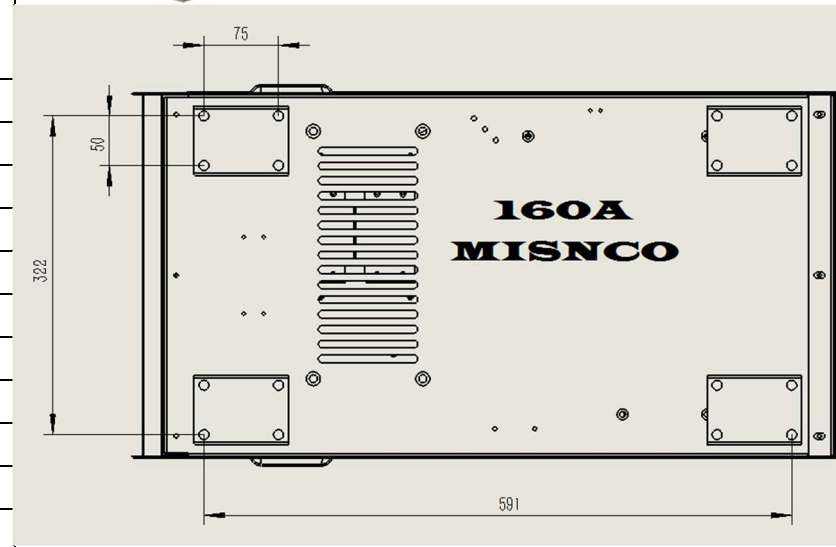
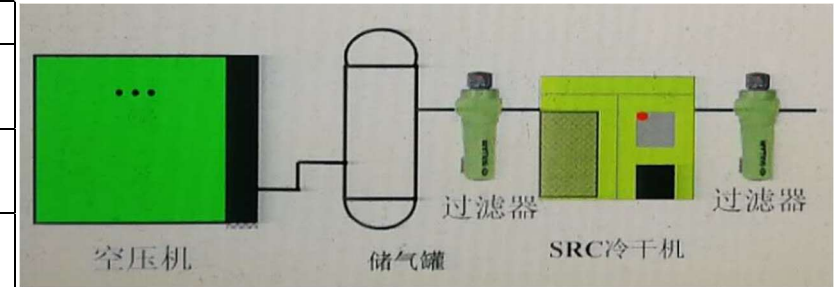
等离子 LGK-200IGBT 招标样版

型号 Model	LGK-200IGBT	
切割能力 (不锈钢) Cutting ability (Stainless steel)	质量切割 High quality cutting	22mm (Cutting thickness)
	穿孔切割 Perforation cutting	22mm (Cutting thickness)
	最大切割 Maximum cutting	25mm(Cutting thickness)
切割能力(碳钢) Cutting ability (carbon steel)	质量切割 High quality cutting	25mm (Cutting thickness)
	穿孔切割 Perforation cutting	25mm (Cutting thickness)
	最大切割 Maximum cutting	30mm(Cutting thickness)
切割电流 Cutting current	30A~200A	
负载持续率 Load persistence rate	100% (环境温度 40 度) 100% (ambient temperature 40°)	
切割参数 (不锈钢) 实测案例 Cutting parameters(Stainless steel) actual measurement	切割厚 25mm, 切割速度 1000mm/min Cutting thicknessCutting speed	
切割参数 (碳钢) 实测案例 Cutting parameters(carbon steel)) actual measurement	切割厚 25mm, 切割速度 1200mm/min uttingthicknessCutting speed	
技术参数 technical parameter	供电电源 Power supply	3~380V,
	额定功率 Rated power	38 KVA
	空载电压 No-load voltage	380V
	主机重量 Host weight	74kg
	外形尺寸 Shape size	长*宽*高 785*385*770mm
产品认证	3C CE	
等离子气体 Plasma gas	空气 (无油、无水) 建议按右图连接	
等离子底座安装孔	如右图	
智能冷水机 20L 扬程 40 米	风冷/水冷枪 双功能 (需定制)	
地线: ≥35 平方 电源线: ≥16 平方 (国标)	精细割枪 200A 枪径 50mm 7.5 米	
包装尺寸 (木箱) 长*宽*高	1000*470*1100mm	



等离子 LGK-160IGBT 招标样版

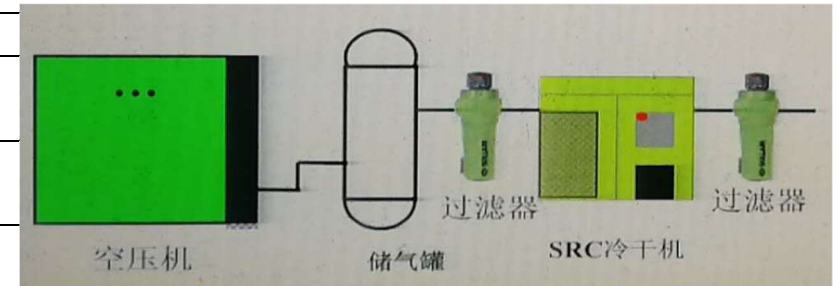
型号 Model	LGK-160IGBT	
切割能力 (不锈钢) Cutting ability (Stainless steel)	质量切割 High quality cutting	20mm (Cutting thickness)
	穿孔切割 Perforation cutting	20mm (Cutting thickness)
	最大切割 Maximum cutting	22mm(Cutting thickness)
切割能力(碳钢) Cutting ability (carbon steel)	质量切割 High quality cutting	22mm (Cutting thickness)
	穿孔切割 Perforation cutting	22mm (Cutting thickness)
	最大切割 Maximum cutting	25mm(Cutting thickness)
切割电流 Cutting current	30A~160A	
负载持续率 Load persistence rate	100% (环境温度 40 度) 100% (ambient temperature 40°)	
切割参数 (不锈钢) 实测案例 Cutting parameters(Stainless steel) actual measurement	切割厚 20mm, 切割速度 1000mm/min Cutting thicknessCutting speed	
切割参数 (碳钢) 实测案例 Cutting parameters(carbon steel)) actual measurement	切割厚 20mm, 切割速度 1200mm/min Cutting thicknessCutting speed	
技术参数 technical parameter	供电电源 Power supply	3~380V,
	额定功率 Rated power	32.2KVA
	空载电压 No-load voltage	380V
	主机重量 Host weight	110KG
	外形尺寸 Shape size	长*宽*高 785*385*770mm
产品认证	3C CE	
等离子气体 Plasma gas	空气 (无油、无水) 建议按右图连接	
主机底座安装孔	如右图	
智能冷水机 20L 扬程 40 米		
地线: ≥35 平方 电源线: ≥16 平方 (国标)	精细割枪 200A 枪径 50mm 7.5 米	
包装尺寸 (木箱) 长*宽*高	980*450*970mm	





## 等离子 LGK-60IGBT 招标样版

型号 Model	LGK-60IGBT	
切割能力 (不锈钢) Cutting ability (Stainless steel)	质量切割 High quality cutting	8mm (Cutting thickness)
	穿孔切割 Perforation cutting	8mm (Cutting thickness)
	最大切割 Maximum cutting	10mm(Cutting thickness)
切割能力(碳钢) Cutting ability (carbon steel)	质量切割 High quality cutting	12mm (Cutting thickness)
	穿孔切割 Perforation cutting	12mm (Cutting thickness)
	最大切割 Maximum cutting	14mm(Cutting thickness)
切割电流 Cutting current	30A~60A	
负载持续率 Load persistence rate	100% (环境温度 40 度) 100% (ambient temperature 40°)	
切割参数 (不锈钢) 实测案例 Cutting parameters(Stainless steel) actual measurement	切割厚 8mm, 切割速度 900mm/min Cutting thicknessCutting speed	
切割参数 (碳钢) 实测案例 Cutting parameters(carbon steel)) actual measurement	切割厚 10mm, 切割速度 1200mm/min uttingthicknessCutting speed	
技术参数 technical parameter	供电电源 Power supply	3~380V,
	额定功率 Rated power	11KVA
	空载电压 No-load voltage	380V / 220V (2 种供电方式)
	主机重量 Host weight	27KG
	外形尺寸 Shape size	长*宽*高 590*260*480mm
产品认证	3C CE	
等离子气体 Plasma gas	空气 (无油、无水) 建议按右图连接	
主机底座安装孔		
电源线: ≥6 平方 (国标)	P80 割枪 7.5 米	
风冷		
包装尺寸 (木箱) 长*宽*高	长*宽*高 615*300*500mm	

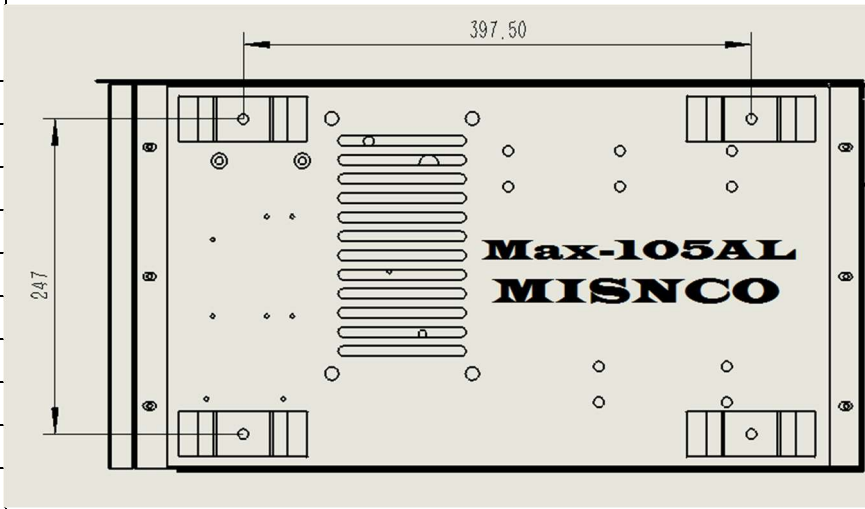


等离子 LGK-105AL(低频引弧零干扰) 招标样版

型号 Model	LGK-105AL	
切割能力(不锈钢) Cutting ability (Stainless steel)	质量切割 High quality cutting	16mm (Cutting thickness)
	穿孔切割 Perforation cutting	16mm (Cutting thickness)
	最大切割 Maximum cutting	18mm(Cutting thickness)
切割能力(碳钢) Cutting ability (carbon steel)	质量切割 High quality cutting	16mm (Cutting thickness)
	穿孔切割 Perforation cutting	16mm (Cutting thickness)
	最大切割 Maximum cutting	18mm(Cutting thickness)
切割电流 Cutting current	30A~105A	
负载持续率 Load persistence rate	100% (环境温度 40 度) 100% (ambient temperature 40°)	
切割参数(不锈钢) 实测案例 Cutting parameters(Stainless steel) actual measurement	切割厚 18mm, 切割速度 1000mm/min Cutting thicknessCutting speed	
割参数(碳钢) 实测案例 Cutting parameters(carbon steel)) actual measurement	切割厚 18mm, 切割速度 1100mm/min uttingthicknessCutting speed	
技术参数 technical parameter	供电电源 Power supply	3~380V, 50/60HZ
	额定功率 Rated power	18.4KW18
	空载电压 No-load voltage	300V
	主机重量 Host weight	49KG
	外形尺寸 Shape size	长*宽*高 590*260*480mm
产品认证	3C CE	
等离子气体 Plasma gas	空气(无油、无水)	
主机底座安装孔	如右图	
电源线: ≥6 平方(国标)		
包装尺寸(纸箱)长*宽*高	725*350*700mm	



国产割枪

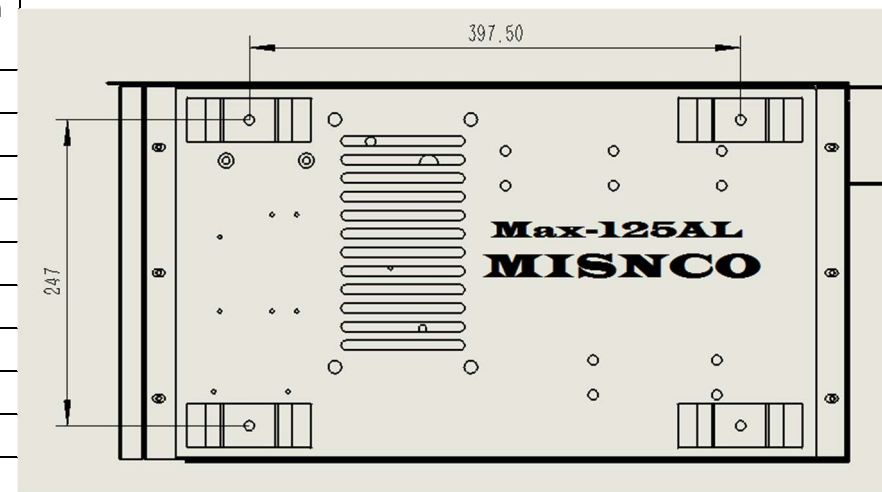


等离子 LGK-125AL (低频引弧零干扰) 招标样版

型号 Model	LGK-125AL	
切割能力 (不锈钢) Cutting ability (Stainless steel)	质量切割 High quality cutting	18mm (Cutting thickness)
	穿孔切割 Perforation cutting	18mm (Cutting thickness)
	最大切割 Maximum cutting	20mm(Cutting thickness)
切割能力(碳钢) Cutting ability (carbon steel)	质量切割 High quality cutting	18mm (Cutting thickness)
	穿孔切割 Perforation cutting	18mm (Cutting thickness)
	最大切割 Maximum cutting	20mm(Cutting thickness)
切割电流 Cutting current	30A~125A	
负载持续率 Load persistence rate	100% (环境温度 40 度) 100% (ambient temperature 40°)	
切割参数 (不锈钢) 实测案例 Cutting parameters(Stainless steel) actual measurement	切割厚 20mm, 切割速度 1000mm/min Cutting thicknessCutting speed	
切割参数 (碳钢) 实测案例 Cutting parameters(carbon steel)) actual measurement	切割厚 20mm, 切割速度 1100mm/min uttingthicknessCutting speed	
技术参数 technical parameter	供电电源 Power supply	3~380V, 50/60HZ
	额定功率 Rated power	21.9KW
	空载电压 No-load voltage	300V
	主机重量 Host weight	49KG
	外形尺寸 Shape size	长*宽*高 590*260*480mm
产品认证	3C CE	
等离子气体 Plasma gas	空气 (无油、无水)	
主机底座安装孔	如右图	
电源线: ≥6 平方 (国标)		
包装尺寸 (纸箱) 长*宽*高	725*350*700mm	

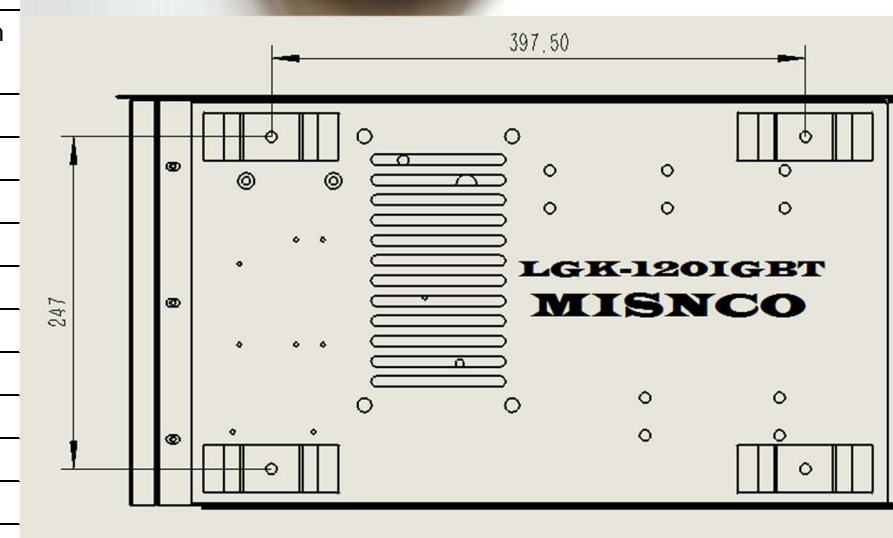


国产割枪



等离子 LGK-120IGBT 招标样版

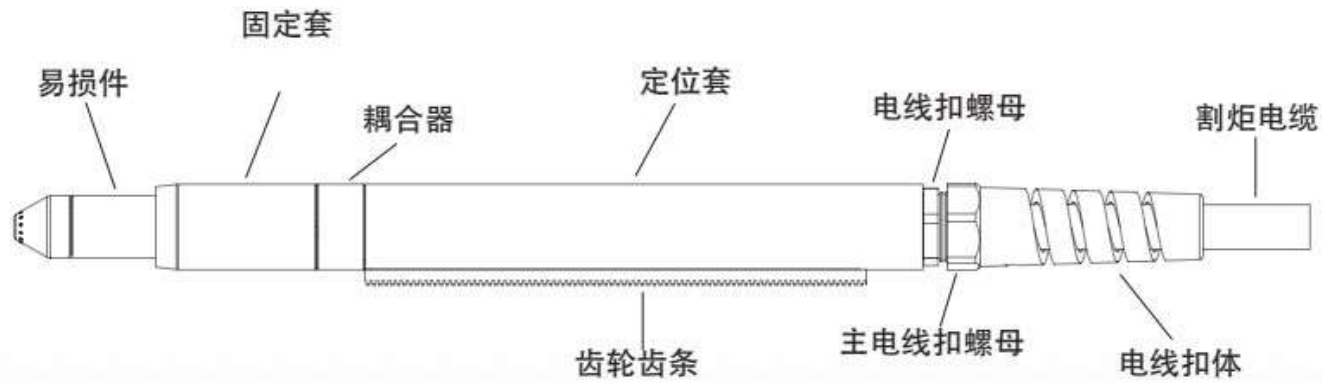
型号 Model	LGK-120IGBT	
切割能力 (不锈钢) Cutting ability (Stainless steel)	质量切割 High quality cutting	18mm (Cutting thickness)
	穿孔切割 Perforation cutting	18mm (Cutting thickness)
	最大切割 Maximum cutting	20mm(Cutting thickness)
切割能力(碳钢) Cutting ability (carbon steel)	质量切割 High quality cutting	18mm (Cutting thickness)
	穿孔切割 Perforation cutting	18mm (Cutting thickness)
	最大切割 Maximum cutting	20mm(Cutting thickness)
切割电流 Cutting current	30A~125A	
负载持续率 Load persistence rate	100% (环境温度 40 度) 100% (ambient temperature 40°)	
切割参数 (不锈钢) 实测案例 Cutting parameters(Stainless steel) actual measurement	切割厚 18mm, 切割速度 1000mm/min Cutting thicknessCutting speed	
切割参数 (碳钢) 实测案例 Cutting parameters(carbon steel)) actual measurement	切割厚 18mm, 切割速度 1100mm/min uttingthicknessCutting speed	
技术参数 technical parameter	供电电源 Power supply	3~380V, 50/60HZ
	额定功率 Rated power	21.9KW
	空载电压 No-load voltage	300V
	主机重量 Host weight	44KG
	外形尺寸 Shape size	长*宽*高 590*260*480mm
产品认证	3C CE	
等离子气体 Plasma gas	空气 (无油、无水)	
主机底座安装孔	如右图	
电源线: ≥6 平方 (国标)		
包装尺寸 (纸箱) 长*宽*高	725*350*700mm	






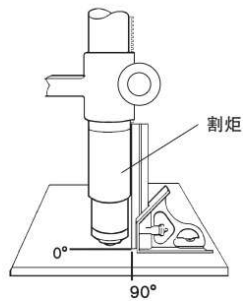
# 低频等离子应用割枪图例（105A 枪径 35mm、125A 枪径 44mm、枪角 35 度）

## 机用割炬安装



### 调整割炬的位置

将机用割炬安放在与工件垂直的位置，以便垂直切割。用直角规将割炬调整到 0° 和 90°。



## 低频引弧 LGK-105AL 切割参数表

注意：下列切割表涉及的所有切割的割炬与工件距离均为 1.5 mm。

### 低碳钢

电弧电流	电弧电压	穿孔延时	材料厚度		建议切割速度		最大切割速度	
			in	mm	ipm	mm/min	ipm	mm/min
105A	132	0.25	<b>3/16</b>	<b>4.8</b>	140	3556	216	5486
	134	0.50	<b>1/4</b>	<b>6.4</b>	105	2667	161	4089
	137		<b>3/8</b>	<b>9.5</b>	61	1549	94	2388
	140	1.0	<b>1/2</b>	<b>12.7</b>	39	991	60	1524
	145		<b>5/8</b>	<b>15.9</b>	26	660	40	1016
	148		<b>3/4</b>	<b>19.0</b>	20	508	31	787
	150	不适用	<b>7/8</b>	<b>22.2</b>	15	381	23	584
	156		<b>1</b>	<b>25.4</b>	10	254	16	406

### 不锈钢

电弧电流	电弧电压	穿孔延时	材料厚度		建议切割速度		最大切割速度	
			in	mm	ipm	mm/min	ipm	mm/min
105A	134	0.25	<b>3/16</b>	<b>4.8</b>	140	3556	216	5486
	136	0.50	<b>1/4</b>	<b>6.4</b>	103	2616	158	4013
	139	0.75	<b>3/8</b>	<b>9.5</b>	54	1372	83	2108
	142		<b>1/2</b>	<b>12.7</b>	33	838	50	1270
	145	1.0	<b>5/8</b>	<b>15.9</b>	22	559	34	864
	150	不适用	<b>3/4</b>	<b>19.0</b>	16	406	24	610
	153		<b>1</b>	<b>25.4</b>	9	229	14	356

### 铝

电弧电流	电弧电压	穿孔延时	材料厚度		建议切割速度		最大切割速度	
			in	mm	ipm	mm/min	ipm	mm/min
105A	134	0.25	<b>1/8</b>	<b>3.2</b>	295	7493	454	11532
	139		<b>1/4</b>	<b>6.4</b>	114	2896	176	4470
	143	0.75	<b>3/8</b>	<b>9.5</b>	60	1524	121	3073
	146		<b>1/2</b>	<b>12.7</b>	37	940	75	1905
	154	不适用	<b>3/4</b>	<b>19.0</b>	19	483	37	940



105A配件一览  
OVERVIEW OF WELDING AND CUTTING EQUIPMENT



## 低频引弧 LGK-125AL 切割参数表

注意：下列切割表涉及的所有切割的割炬与工件距离均为 3.2 mm。

低碳钢

电弧电流	电弧电压	穿孔延时	材料厚度		建议切割速度		最大切割速度	
			in	mm	ipm	mm/min	ipm	mm/min
125A	153	0.5	1/4	6.4	135	3429	208	5283
	155	0.5	3/8	9.5	77	1955	119	3022
	159	1.0	1/2	12.7	57	1447	88	2235
	160	1.0	5/8	15.9	40	1016	61	1549
	161	1.5	3/4	19.0	26	660	47	1193
	163	不适用	1	25.4	18	457	28	711
	167		1 1/4	31.8	12	305	19	482

不锈钢

电弧电流	电弧电压	穿孔延时	材料厚度		建议切割速度		最大切割速度	
			in	mm	ipm	mm/min	ipm	mm/min
125A	154	0.5	1/4	6.4	150	3810	231	5867
	156	0.5	3/8	9.5	79	2006	122	3099
	161	1.0	1/2	12.7	52	1320	79	2006
	162	1.0	5/8	15.9	34	863	52	1320
	164	1.5	3/4	19.0	25	635	39	990
	166	不适用	1	25.4	15	381	23	584
	169		1 1/4	31.8	9	228	14	355

铝

电弧电流	电弧电压	穿孔延时	材料厚度		建议切割速度		最大切割速度	
			in	mm	ipm	mm/min	ipm	mm/min
125A	154	0.5	1/4	6.4	164	4165	253	6426
	157	0.5	3/8	9.5	92	2336	142	3606
	160	1.0	1/2	12.7	70	1778	108	2743
	161	1.0	5/8	15.9	50	1270	77	1955
	162	1.5	3/4	19.0	33	838	57	1447
	165	不适用	1	25.4	21	533	33	838





## 低频引弧 LGK-151AL 切割参数表

注意：下列切割表涉及的所有切割的割炬与工件距离均为 3.2 mm。

### 低碳钢

电弧电流	电弧电压	穿孔延时	材料厚度		建议切割速度		最大切割速度	
			in	mm	ipm	mm/min	ipm	mm/min
151A	153	0.5	1/4	6.4	135	3429	208	5283
	155	0.5	3/8	9.5	77	1955	119	3022
	159	1.0	1/2	12.7	57	1447	88	2235
	160	1.0	5/8	15.9	40	1016	61	1549
	161	1.5	3/4	19.0	26	660	47	1193
	163	不适用	1	25.4	18	457	28	711
	167		1 1/4	31.8	12	305	19	482

### 不锈钢

电弧电流	电弧电压	穿孔延时	材料厚度		建议切割速度		最大切割速度	
			in	mm	ipm	mm/min	ipm	mm/min
151A	154	0.5	1/4	6.4	150	3810	231	5867
	156	0.5	3/8	9.5	79	2006	122	3099
	161	1.0	1/2	12.7	52	1320	79	2006
	162	1.0	5/8	15.9	34	863	52	1320
	164	1.5	3/4	19.0	25	635	39	990
	166	不适用	1	25.4	15	381	23	584
	169		1 1/4	31.8	9	228	14	355

### 铝

电弧电流	电弧电压	穿孔延时	材料厚度		建议切割速度		最大切割速度	
			in	mm	ipm	mm/min	ipm	mm/min
151A	154	0.5	1/4	6.4	164	4165	253	6426
	157	0.5	3/8	9.5	92	2336	142	3606
	160	1.0	1/2	12.7	70	1778	108	2743
	161	1.0	5/8	15.9	50	1270	77	1955
	162	1.5	3/4	19.0	33	838	57	1447
	165	不适用	1	25.4	21	533	33	838



### 125A配件一览

OVERVIEW OF WELDING AND CUTTING EQUIPMENT








# 等离子配置单

<p>产品型号</p>	<p>LGK-400IGBT</p>	<p>精细割炬 MS-400A</p>	<p>冷水机 1.5HP -2.0P (压缩机)</p>	<p>碳钢切割 40mm 切割效果</p>
	 <p>①水芯 ②电极 ③涡流环 ④喷嘴 ⑤内保护帽 ⑥大固定盖 ⑦外保护帽 ⑧小固定盖</p>			
<p>产品型号</p>	<p>LGK-300IGBT</p>	<p>精细割炬 MS-300A</p>	<p>智能冷水机 20L 扬程 160 米</p>	<p>碳钢切割 35mm 切割效果</p>
	 	<p>意大利 FOT 水泵 外形尺寸：515*355*470 (mm) 包装尺寸：720*380*520 (mm) 35KG</p> 		

<p>产品型号</p>	<p>LGK-200IGBT</p>	<p>精细割炬 MS-300A</p>	<p>智能冷水机 20L 扬程 40 米</p>	<p>碳钢切割 25mm 切割效果</p>
	  	<p>外形尺寸：515*355*440 (mm) 包装尺寸：720*380*520 (mm) 35KG</p> 		
<p>产品型号</p>	<p>LGK-200AH (双气源)</p>	<p>200pro</p>	<p>智能冷水机 20L 扬程 160 米</p>	<p>碳钢切割 25mm 切割效果 (+氧气切割)</p>
	 <p>割炬总成MS02081</p>  <p>       水芯 MS02101        电极 MS02201        副喷嘴 MS02301        喷嘴 MS02417        保护罩 MS02419        内保护套 MS02423        外保护套 MS02425        保护罩压套 MS02428        内保护套 MS02701        外保护套 MS02501        保护罩压套 MS02601        保护罩压套 MS02711     </p>	<p>意大利 FOT 水泵</p> 	 	

产品型号	LGK-160IGBT	配枪 MS-200A 精细 /经济型 200AK		智能冷水机 20L 扬程 40 米	碳钢切割 20mm 切割效果
		 		外形尺寸：515*355*440 (mm) 包装尺寸：720*380*520 (mm) 35KG 	
产品型号	智能水箱 20L (2 款)	扬程 40 米	扬程 160 米	产品特性 外形尺寸：515*355*440 (mm) 包装尺寸：720*380*520 (mm) 35KG	
			意大利(FTO)进口 	<ol style="list-style-type: none"> <li>1. 超大铜制冷凝器</li> <li>2. 单片机控制系统</li> <li>3. 进口过滤滤芯</li> <li>4. 温度精准显示</li> <li>5. 液位不足 3/4 报警</li> <li>6. 流量不足报警</li> <li>7. 水温 65 度报警低于 0 度报警</li> <li>8. 风机与水泵电机分开设计更利于散热</li> <li>9. 水温低于 16 度风机停止工作避免冬季冻坏冷凝器，水温高于 29 度启动降温</li> <li>10. 大功率直流无刷水泵电机高寿命</li> <li>11. 智能模式与普通模式一键切换</li> <li>12. 满足 160A /200A/300A 等离子使用</li> </ol>	
产品型号	智能水箱 10L	扬程 38 米		产品特性	
		停产		孔位尺寸 364*293 (mm)	



产品型号	LGK-120IGBT	配枪 p80	产品特性	碳钢切割 18mm 效果切割
			<ul style="list-style-type: none"> <li>1. 网格切割</li> <li>2. 拐角电流调节（防止过烧）<b>本功能需要定制</b></li> </ul>	
产品型号	LGK-105IGBT	配枪 p80	产品特性	碳钢切割 16mm 效果切割
			<ul style="list-style-type: none"> <li>1. 网格切割</li> <li>2. 拐角电流调节（防止过烧）<b>本功能需要定制</b></li> </ul>	



产品型号	LGK-125IAL (低频引弧)	创菲美/海宝	产品特性	碳钢切割 18mm 效果切割
		<ol style="list-style-type: none"> <li>1. 低频引弧 0 干扰强</li> <li>2. 切割垂直度高</li> </ol>		
		<ol style="list-style-type: none"> <li>1. 低频引弧 0 干扰强</li> <li>2. 切割垂直度高</li> <li>3. 美观易插拔</li> </ol>		
产品型号	LGK-105IAL (低频引弧)	创菲美/海宝	产品特性	碳钢切割 16mm 效果切割
		<ol style="list-style-type: none"> <li>1. 低频引弧 0 干扰强</li> <li>2. 切割垂直度高</li> </ol>		
		<ol style="list-style-type: none"> <li>1. 低频引弧抗干扰强</li> <li>2. 切割垂直度高</li> <li>3. 美观易插拔</li> </ol>		

# 各型号割炬切割参数对照表

枪径 50.5 mm 长度 47.5mm

精细 MS-200A/300A/400A(配件标号)

200A 喷嘴孔径 (1.5mm 1.8mm 2.1mm 2.3mm 2.6mm 2.8mm)

300A 喷嘴孔径 (1.8mm 2.1mm 2.3mm 2.5mm 2.8mm)

400A 喷嘴孔径 (1.8mm 2.1mm 2.3mm 2.5mm 2.8mm 3.2mm)



电流	切割厚度	切割速度	电极	喷嘴	穿孔高度	弧压	工作气压	穿孔时间
100A	10mm	1500mm/min	200202-X	1.5孔	8mm	140V	0.45MPa	0.5 S
150A	15mm	1300mm/min	200202-X	1.8孔	9mm	145V	0.45MPa	1 S
180A	18mm	1300mm/min	200202	2.1孔	10mm	148V	0.45MPa	1 S
200A	20mm	1400mm/min	200202	2.3孔	10mm	150V	0.45MPa	1 S
200A	25mm	900mm/min	200202	2.3孔	12mm	153V	0.45MPa	1.5 S
200A	30mm	600mm/min	200202	2.3孔	13mm	158V	0.45MPa	2 S
260A	30mm	800mm/min	330302	2.6孔	13mm	158V	0.45Mpa	2S
300A	30mm	1000mm/min	330302	2.8孔	13mm	158V	0.45Mpa	2S
300A	35mm	700mm/min	300302	2.8孔	13mm	163V	0.45Mpa	2S

备注：等离子切割最佳外部配置---空压机+冷干机+精细油水分离器+工业冷水机

400A	35mm	1100mm/min	400402	2.8 孔	13mm	168V	0.5Mpa	2S
400A	40mm	950mm/min	400402	2.8 孔	15mm	173V	0.5Mpa	2.5S
400A	45mm	700 mm/min	400402	3.2 孔	18mm	178V	0.6Mpa	3S

补充表格 (碳钢)

精细 MS-200AK (配件对照编号)

喷嘴孔径 (1.3mm 1.6mm 1.8mm 2.2mm 2.5mm) 枪径 40mm



26001

26002

26003

26006

26004

26005



①水芯

②电极

③喷嘴 ④大固定盖 ⑤保护帽 ⑥小固定盖

切割材料	材料厚度 mm	穿孔高度 mm	切割高度 mm	切割电流 A	切割速度 mm/min
碳钢	6	4	4	90	2500
	10	6	5	100	1500
	15	10	5	160	1500
	20	11	5	200	1200
	25	12	6	200	700
	30	12	6	260	700

备注: 工作气压 0.4-0.45Mpa 气流量 300L/min 最大穿孔厚度: 32mm



精细 MS-300A/400A 配件对照编号) 枪径 50mm

孔径: 1.7, 1.9, 2.3, 2.5, 2.8, 3.2 (mm)

割炬总成MS02081



等离子气体		保护气体		厚度	切割高度	弧压	切割速度	穿孔高度	穿孔时间
流量 L/min	压力 MPa	流量 L/min	压力 MPa	mm	mm	V	mm/min	mm	S
34	0.4	70	0.6	8	2	137	3000	5	0.5
				12	2	139	2500	5	0.8
				16	4	150	1800	8	1.0
				20	4	152	1200	8	1.2
				25	5.5	162	950	11	1.5
				30	5.5	166	650	边缘起弧	1.3
				32	6	168	500		1.8
				50	7	185	200		2.3

精细 MS-300AZ MS-400AZ(配件对照编号) 枪径 50mm

孔径: 1.8, 2.1, 2.3, 2.6, 2.8 (mm)



材料厚度 (mm)	穿孔高度 (mm)	切割高度 (mm)	切割电流 (A)	切割速度 (mm/min)	工作气压 (Mpa)
10	6	4	100	1600	0.45
15	7	5	160	1300	0.5
20	9	5	200	1200	0.55
22	10	5	220	1200	0.55
25	10	6	240	1200	0.55
30	10	6	300	900	0.55
碳钢					

## P80 割枪

气体介质：压缩空气（干燥、洁净）

简易调整方法：

首先检查气体、电压、水压，保证切割机电源上的“电源、气压、水压”指示灯为常亮绿灯；再调整空压机，保证在 0.6Mp 启动。打开试气功能，割枪出气，调整等离子电源减压过滤阀，调至 0.4-0.45Mp 为了调整准确，要调大后再减小至所需气压。

根据板厚设置电流，弧压、穿孔高度（一般不小于 5mm）穿孔时间，先设较小速度，切割过程中逐渐加大速度，达到所需要的切割效果。

板材厚度 mm	喷嘴孔径 mm	对应电流 A	切割速度 mm/min	弧压 V
1-5	1.1	40A	2000-3500	100-115
5-15	1.3	60A	800-1600	110-130
15-20	1.5	80A	650-1500	120-150
25-40	1.7	100A	450-1300	130-180



# 开关及接口定义



压力表调整：调压阀向外拉动，然后向最大调整值（有方向）调整，压力表调整到 0.4-0.45 公斤，即可使用。

弧压输出：Arclvoltage(1:1 的电弧输出，插头 1 脚为电弧正极+，2 脚为电弧负极-)。

控制讯号：Controlsignal(等离子的起弧讯号)

成功讯号：Successfulsignal(弧反馈输出，送到 CNC 的弧压使能输入端)

拐角讯号：Cornersignal(CNC 拐角讯号，DC24V 高电平有效，1 脚为正极+，2 脚为负极，高电平时可以切换成拐角设定电流低电平时恢复切割设定电流，切割过程中可以反复切换（使用切割场合为比较薄的板材切割，防止板材过烧。

网格切割：适用场合为连续网状板材切割，等离子可以连续不断弧提高切割效率。



弧压输出 (1+, 2-) ===接调高器的弧压输入（弧压值 1: 1）

控制讯号（起弧开关）===接系统或调高器起弧

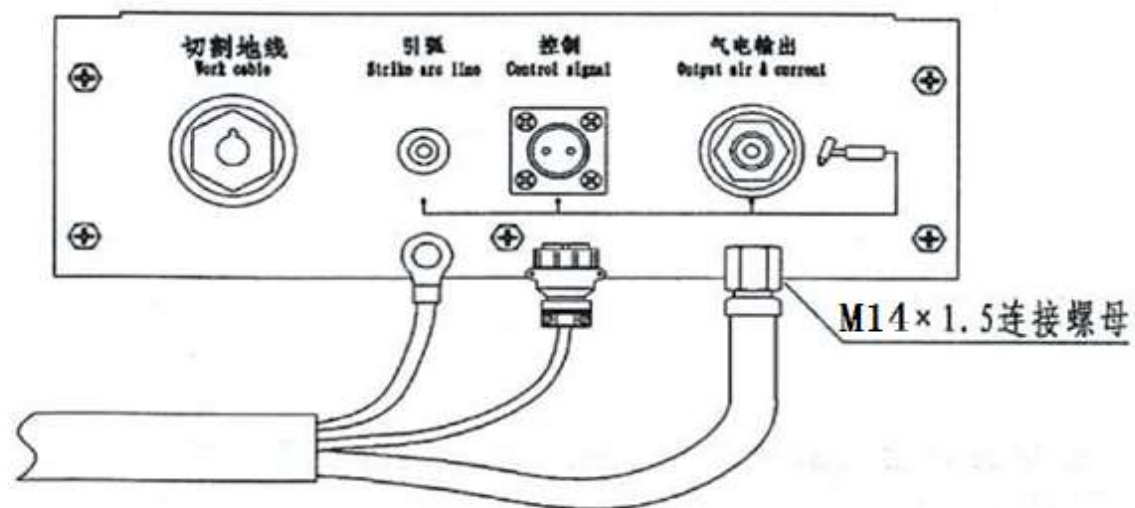
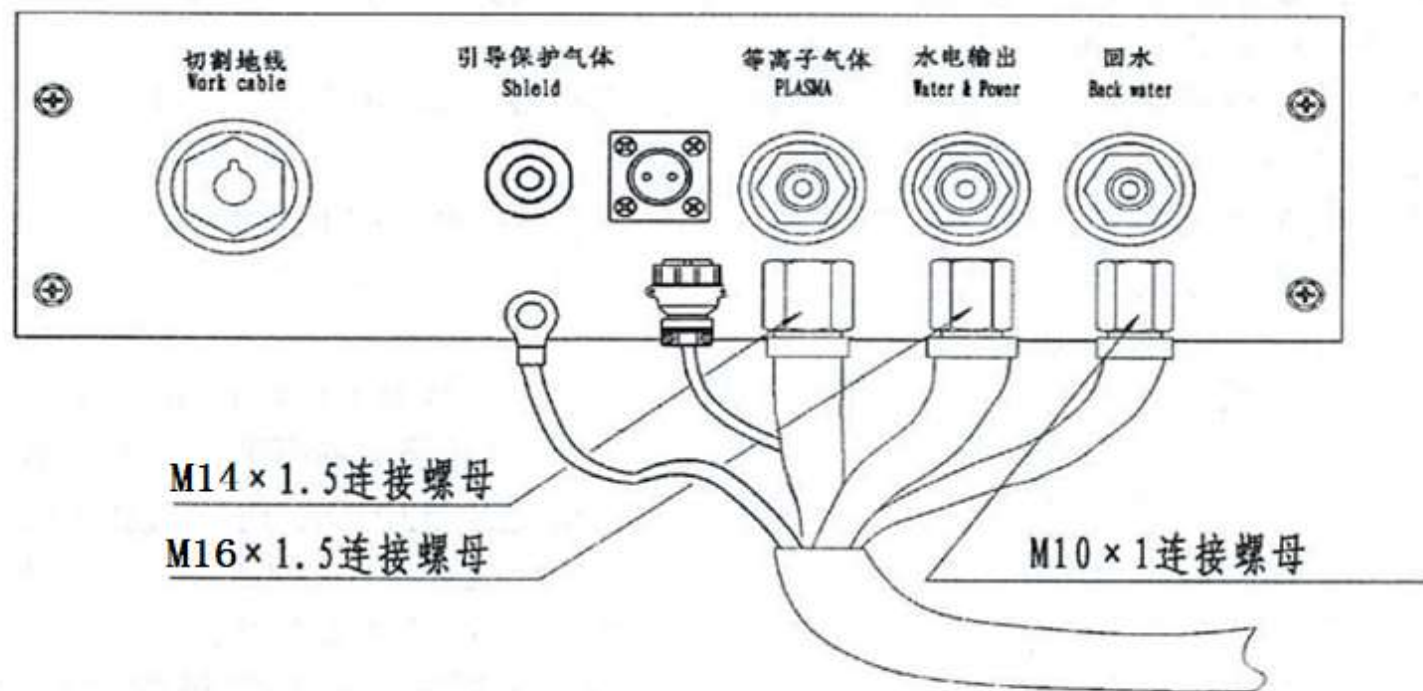
成功讯号

====接系统或起弧成功反馈

拐角讯号

====接系统拐角（定制功能适用于薄板切割）





LGK-XXX 系列切割机外部电气连接示意图




风冷/水冷割枪切换使用 双功能（选用）

Max-200AH 外部引弧器/双路气源(空气+氧气)



高频箱气电接口



M16\*1.5 进水同时也是主电缆 16 平方

M14\*1.5 进气

M10\*1.0 保护气体同时也是高频引弧线



智能冷水机（意大利 FOT 进口水泵高扬程，快速降温冷却耗材，提高耗材使用寿命 30%-50%）



米森等离子割枪冷却+安全管理系统:

1. 超大铜质冷凝器
2. 单片机芯片控制系统
3. 进口过滤滤芯
4. 温度精准显示液位不足3/4报警
5. 流量不足报警
6. 水温超65度报警 水温低于0度也会报警
7. 风机与水泵电机分开设计
8. 水温低于16度风机停止工作避免冬天冻坏冷凝器
9. 水温高于29度风机启动工作
10. 大功率直流无刷水泵电机寿命超长
11. 智能与普通模式选择另加输出接口
12. 水箱实测足够满足160A 200A 300A大功率等离子割枪冷却循环

型号: 10L(扬程42米)  
20L(扬程160米) 同样耗材节省2/3




为用户节省30%-50%  
耗材成本



我们只关心用户体验



**我们只关心用户体验!**



中国国家强制性产品认证



Specifications	LGK-105IGBT	LGK-120IGBT	LGK-160IGBT	LGK-200IGBT	LGK-300IGBT	LGK-400IGBT
standards of power supply	300~380v/50Hz ± 10%	300~380v/ <b>220V</b> /50Hz ± 10%	300~380v/50Hz ± 10%	300~380v/50Hz ± 10%	300~380v/50Hz ± 10%	300~380v/50Hz ± 10%
Input power	18.4KVA	22.4KVA	32.2KVA	38 KVA	72KVA	95 KVA
Rated output current	105A	120A	160A	200A	300A	400A
Rated output voltage	123V	128V	140V	150V	170V	190V
Rated load durability	100%	100%	100%	100%	100%	100%
No-load voltage	300VDC	300VDC	315VDC	315VDC	380VDC	380VDC
Current regulation range	30~105A	30~120A	30~160A	40~200A	40~300A	40~400A
Input copper core wire cross-sectional area (mm <sup>2</sup> )	≥6 <sup>2</sup>	≥6 <sup>2</sup>	≥10 <sup>2</sup>	≥16 <sup>2</sup>	≥25 <sup>2</sup>	≥35 <sup>2</sup>
Fuse (A)	60	60	80	125	150	200
Switching capacity	60	63	80	125	150	200
Mass perforation thickness (Carbon steel)	0.3~16mm	0.3~18mm	0.3~20mm	0.3~25mm	0.3~35mm	0.3~45mm
Maximum perforation thickness (Carbon steel)	16mm	18mm	20mm	25mm	35mm	45mm
Use plasma gas	Compressed air	Compressed air	Compressed air	Compressed air	Compressed air	Compressed air
Working plasma gas pressure	0.4~0.6MPa	0.4~0.6MPa	0.4~0.6MPa	0.4~0.6MPa	0.4~0.6MPa	0.4~0.6MPa
Torch cooling method	Air cooling	Air cooling	<b>Water cooling</b>	<b>Water cooling</b>	<b>Water cooling</b>	<b>Water cooling</b>
Arc ignition method	Non-contact ignition (High frequency arc ignition)					
Insulation class	F (Grade)					
Shell protection level	IP21S					
Net weight	44kg	44kg	74kg	78kg	125kg	129 kg
Packing weight	47kg(Carton)	47kg(Carton)	89kg (Carton)	97kg(Carton)	145kg(Carton)	149kg((Carton)
Dimensions (mm) Long*Wide*High	680*340*585	680*340*585	785*385*770	785*385*770	890*430*875	890*430*875
Packing size(mm) Long*Wide*High	725*350*700	725*350*700	855*460*880	855*460*1000	1000*470*1100	1000*470*1100

**Standard for plasma**

National standard ※GB 15579.1

Arc welding equipment - Part 1: Welding power supply



中国国家强制性产品认证



Specifications	LGK-60IGBT	LGK-60IGBT	LGK-200AH	LGK-105AL	LGK-125AL	LGK-151AL
standards of power supply	300~380v/50Hz ±10%	<b>200~220v/50Hz</b> <b>±10%</b>	300~380v/50Hz ±10%	300~380v/50Hz ±10%	300~380v/50Hz ±10%	300~380v/50Hz ±10%
Input power	11KVA	11KVA	46.5 KVA	18.4KVA	22.4KVA	32.2KVA
Rated output current	60A	60A	200A	105A	120A	151A
Rated output voltage	105.2V	105.2V	150V	123V	128V	138V
Rated load durability	100%	100%	100%	100%	100%	100%
No-load voltage	308VDC	200VDC	315VDC	300VDC	300VDC	315VDC
Current regulation range	30~60A	30~60A	40~200A	30~105A	30~120A	30~151A
Input copper core wire cross-sectional area (mm <sup>2</sup> )	≥6 <sup>2</sup>	≥6 <sup>2</sup>	≥10 <sup>2</sup>	≥16 <sup>2</sup>	≥25 <sup>2</sup>	≥35 <sup>2</sup>
Fuse (A)	40	60	125	60	60	80
Switching capacity	40	60	125	60	63	80
Mass perforation thickness (Carbon steel)	0.3~10mm	0.3~10mm	0.3~25mm	0.3~16mm	0.3~18mm	0.3~20mm
Maximum perforation thickness (Carbon steel)	12mm	12mm	25mm	16mm	18mm	20mm
Use plasma gas	Compressed air	Compressed air	<b>Air/ Oxygen</b>	Compressed air	Compressed air	Compressed air
Working plasma gas pressure	0.4~0.6MPa	0.4~0.6MPa	0.4~0.6MPa	0.4~0.6MPa	0.4~0.6MPa	0.4~0.6MPa
Torch cooling method	Air cooling	Air cooling	<b>Water cooling</b>	Air cooling	Air cooling	Air cooling
Arc ignition method	Non-contact ignition (High frequency arc ignition)			Non-contact ignition ( <b>low frequency arc ignition</b> )		
Insulation class	F (Grade)					
Shell protection level	IP21S					
Net weight	27kg	27kg	109 kg	49kg	49kg	74kg
Packing weight	30kg(Carton)	30kg(Carton)	129kg(Carton)	51kg(Carton)	51kg(Carton)	89kg(Carton)
Dimensions (mm) Long*Wide*High	590*260*480	590*260*480	785*385*770	680*340*585	680*340*585	785*385*770
Packing size(mm) Long*Wide*High	615*300*500	615*300*500	1000*470*1100	725*350*700	725*350*700	855*460*880

### Standard for plasma

National standard ※GB 15579.1

Arc welding equipment - Part 1: Welding power supply



# MISNCO Plasma cutting input air conditions




Plasma

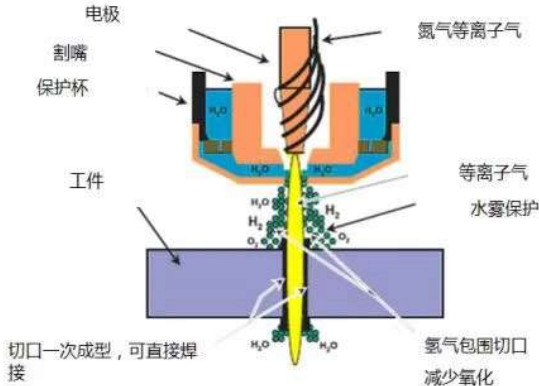


Chiller

Clean air

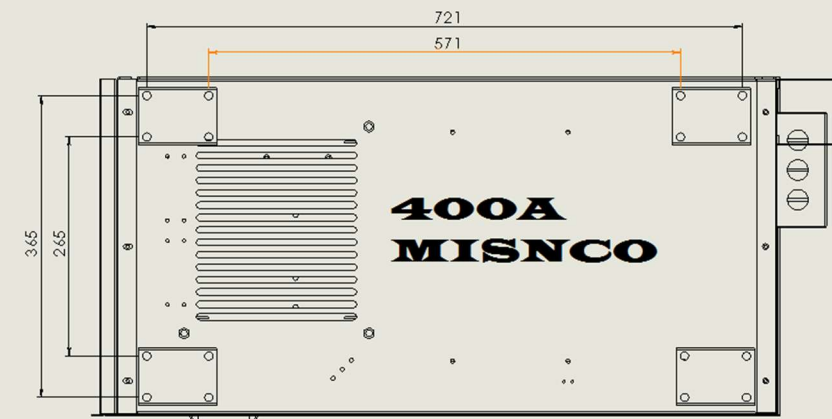
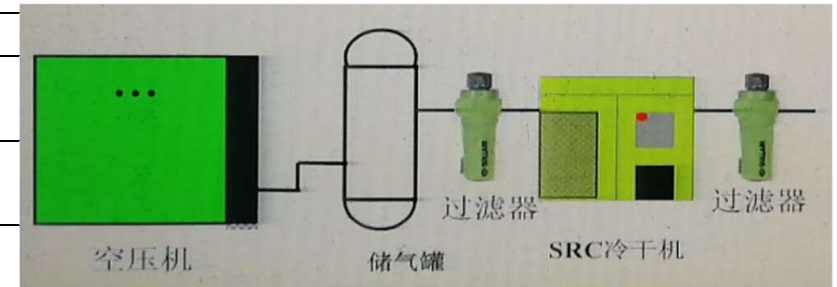


Plasma gas source correct installation specification



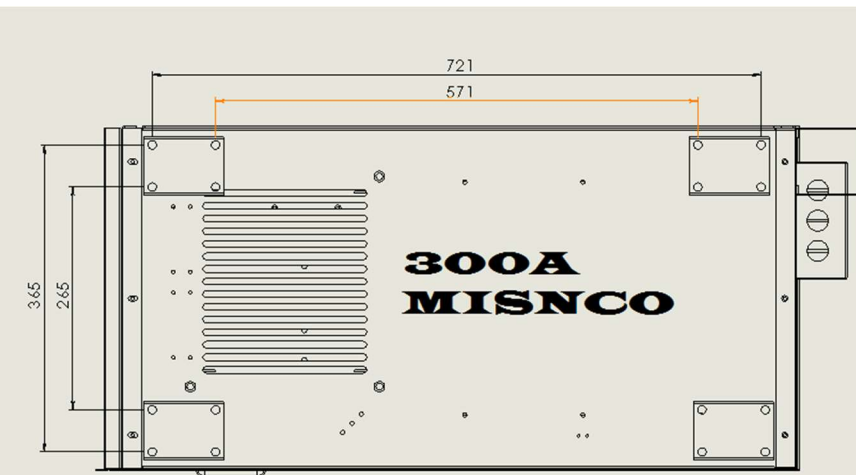
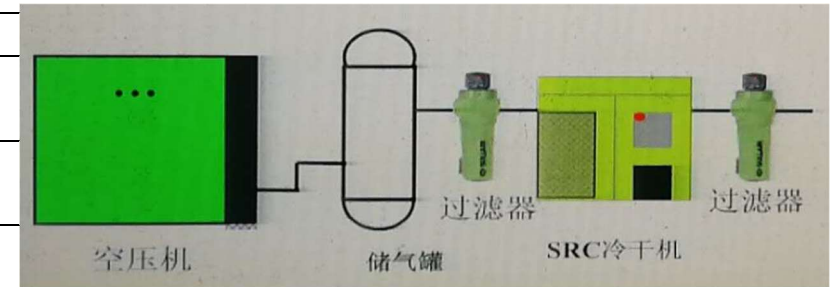
Plasma LGK-400IGBT (Compressor refrigeration 1.5-2p)

Model		LGK-400IGBT
Cutting ability (Stainless steel)	High quality cutting	40mm (Cutting thickness)
	Perforation cutting	40mm (Cutting thickness)
	Maximum cutting	45mm(Cutting thickness)
Cutting ability (carbon steel)	High quality cutting	45mm (Cutting thickness)
	Perforation cutting	45mm (Cutting thickness)
	Maximum cutting	50mm(Cutting thickness)
Cutting current		30A~400A
Load persistence rate		100% ( ambient temperature 40° )
Cutting parameters(Stainless steel) actual measurement		35mm ( Cutting thickness ) , 1000mm/min ( Cutting speed )
Cutting parameters(carbon steel)) actual measurement		35mm ( Cutting thickness ) , 1200mm/min ( Cutting speed )
technical parameter	Power supply	3~380V,
	Rated power	95 KVA
	No-load voltage	380V
	Host weight	129 kg
Shape size		Long*Wide*High 890*430*875mm
Product certification		3C CE
Plasma gas		Air (no oil, no water) is recommended to connect as shown on the right
Mounting dimensions of host base		As shown on the right
Water chiller 1.5P (compressor refrigeration, constant temperature control)		Fine cutting torch 400A diameter 50mm 7.5 m cable
Ground: $\geq 50^2$ Power cord: $\geq 35^2$		Optional stop valve
Packing size (wooden case) Length * Width * Height		1000*470*1100mm



Plasma LGK-300IGBT

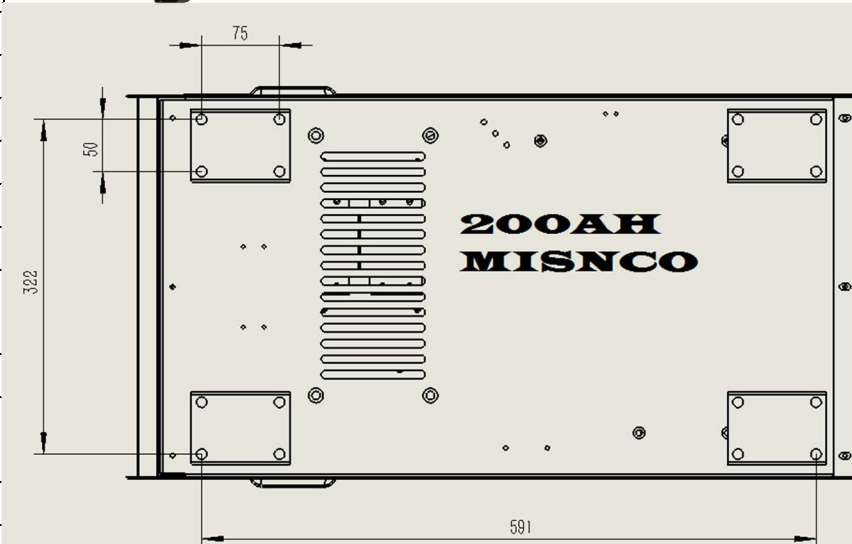
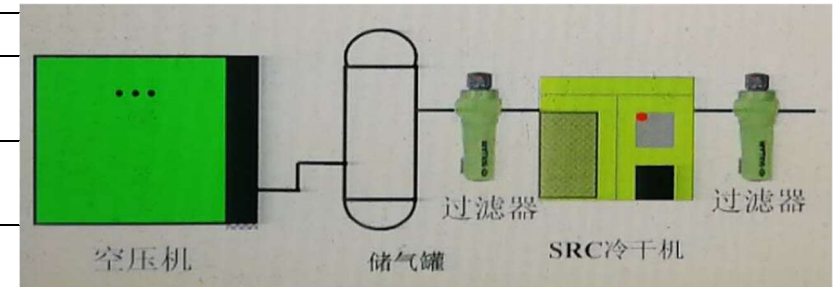
Model		LGK-300IGBT
Cutting ability (Stainless steel)	High quality cutting	30mm (Cutting thickness)
	Perforation cutting	30mm (Cutting thickness)
	Maximum cutting	40mm(Cutting thickness)
Cutting ability (carbon steel)	High quality cutting	35mm (Cutting thickness)
	Perforation cutting	35mm (Cutting thickness)
	Maximum cutting	40mm(Cutting thickness)
Cutting current		30A~300A
Load persistence rate		100% ( ambient temperature 40° )
Cutting parameters(Stainless steel) actual measurement		30mm(Cutting thickness), 1000mm/min ( Cutting speed )
切割参数 (碳钢) 实测案例		30mm(Cutting thickness), 1200mm/min ( Cutting speed )
technical parameter	Power supply	3~380V,
	Rated power	72 KVA
	No-load voltage	380V
	Host weight	125kg
	Shape size	Long*Wide*High 890*430*875mm
Product certification		3C CE
Plasma gas		Air (no oil, no water) is recommended to connect as shown on the right
Mounting dimensions of host base		As shown on the right
Intelligent water chiller (Italian FOT water pump 160m head)		Fine cutting torch 300A diameter 50mm 7.5 m cable
Ground: $\geq 50^2$ Power cord: $\geq 25^2$		Optional stop valve
Packing size (wooden case) Length * Width * Height		1000*470*1100mm





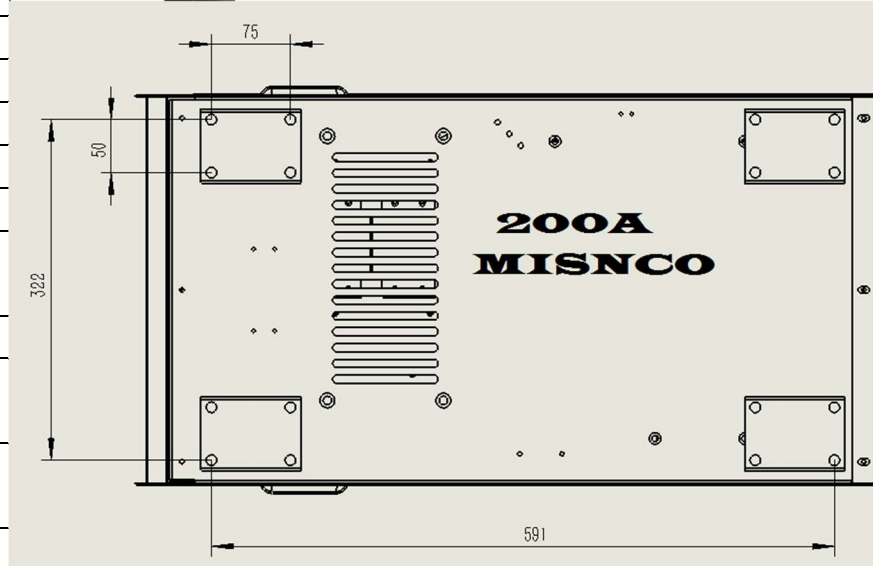
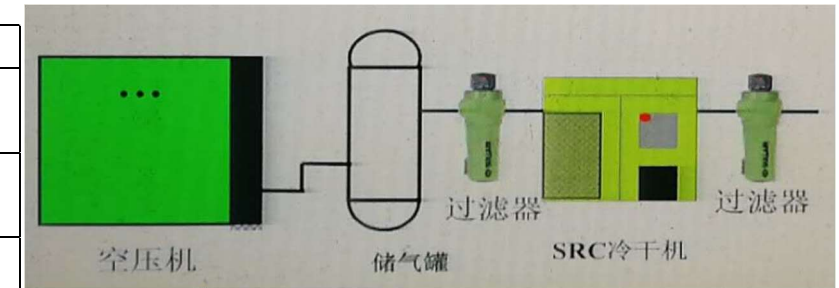
Plasma LGK-200AH(Pro) Built-in chiller / dual air source

Model		LGK-200AH(pro)
Cutting ability (Stainless steel)	High quality cutting	22mm (Cutting thickness)
	Perforation cutting	22mm (Cutting thickness)
	Maximum cutting	25mm(Cutting thickness)
Cutting ability (carbon steel)	High quality cutting	25mm (Cutting thickness)
	Perforation cutting	25mm (Cutting thickness)
	Maximum cutting	30mm(Cutting thickness)
Cutting current		30A~200A
Load persistence rate		100% ( ambient temperature 40° )
Cutting parameters(Stainless steel) actual measurement		Cutting thicknessCutting speed
Cutting parameters(carbon steel)) actual measurement		25mm ( Uttingthickness ) , 1200mm/min ( Cutting speed )
technical parameter	Power supply	3~380V,
	Rated power	38 KVA
	No-load voltage	380V
	Host weight	150KG
	Shape size	Long*Wide*High 785*385*770mm
Product certification		3C CE
Plasma gas		Air (no oil, no water) is recommended to connect as shown on the right
Mounting dimensions of host base		As shown on the right
Intelligent water chiller (Italian FOT water pump 160m head)		<b>Fine cutting torch 200pro diameter</b> <b>50mm 1.8 m cable</b>
Ground: $\geq 35^2$ Power cord: $\geq 16^2$		Optional stop valve
Packing size (wooden case) Length * Width * Height		1000*470*1100mm



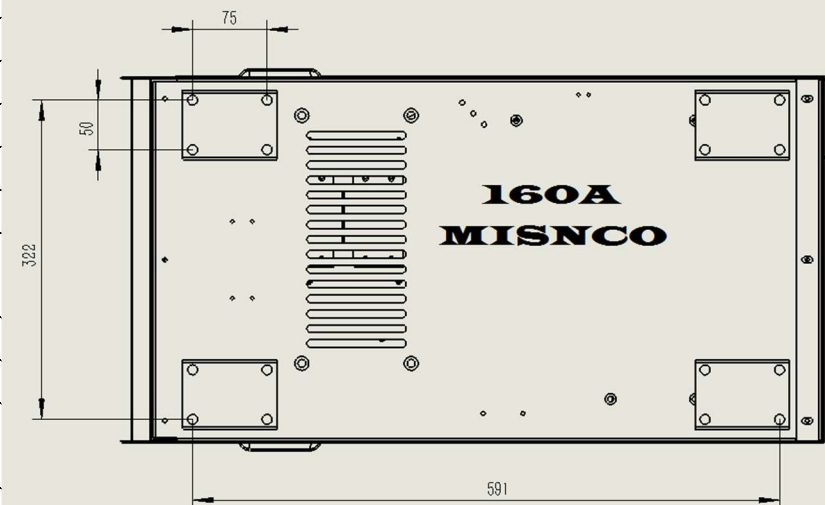
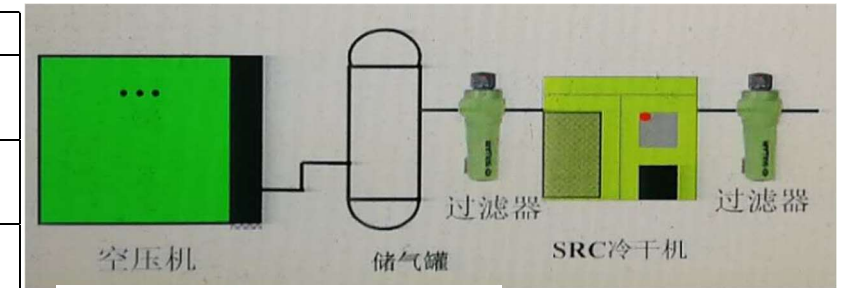
Plasma LGK-200IGBT

Model		LGK-200IGBT
Cutting ability (Stainless steel)	High quality cutting	22mm (Cutting thickness)
	Perforation cutting	22mm (Cutting thickness)
	Maximum cutting	25mm(Cutting thickness)
Cutting ability (carbon steel)	High quality cutting	25mm (Cutting thickness)
	Perforation cutting	25mm (Cutting thickness)
	Maximum cutting	30mm(Cutting thickness)
Cutting current		30A~200A
Load persistence rate		100% ( ambient temperature 40° )
Cutting parameters(Stainless steel) actual measurement		25mm(Cutting thickness), 1000mm/min(Cutting speed)
Cutting parameters(carbon steel)) actual measurement		25mm(Cutting thickness), 1200mm/min(Cutting speed)
technical parameter	Power supply	3~380V,
	Rated power	38 KVA
	No-load voltage	380V
	Host weight	74kg
	Shape size	Long*Wide*High 785*385*770mm
Product certification		3C CE
Plasma gas		Air (no oil, no water) is recommended to connect as shown on the right
Mounting dimensions of host base		As shown on the right
Intelligent chiller 20L head 40m		Air-cooled / water cutting torch dual function (need to be customized)
Ground: $\geq 35^2$ Power cord: $\geq 16^2$		Fine cutting torch 300A diameter 50mm 7.5 m cable
Packing size (wooden case) Length * Width * Height		1000*470*1100mm



Plasma LGK-160IGBT

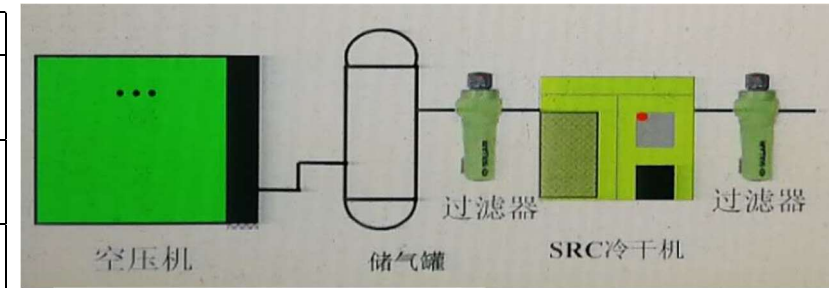
Model		LGK-160IGBT
Cutting ability (Stainless steel)	High quality cutting	20mm (Cutting thickness)
	Perforation cutting	20mm (Cutting thickness)
	Maximum cutting	22mm(Cutting thickness)
Cutting ability (carbon steel)	High quality cutting	22mm (Cutting thickness)
	Perforation cutting	22mm (Cutting thickness)
	Maximum cutting	25mm(Cutting thickness)
Cutting current		30A~160A
Load persistence rate		100% ( ambient temperature 40° )
Cutting parameters(Stainless steel) actual measurement		20mm(Cutting thickness), 1000mm/min(Cutting speed)
Cutting parameters(carbon steel)) actual measurement		20mm(Cutting thickness), 1200mm/min(Cutting speed)
technical parameter	Power supply	3~380V,
	Rated power	32.2KVA
	No-load voltage	380V
	Host weight	110KG
	Shape size	Long*Wide*High 785*385*770mm
Product certification		3C CE
Plasma gas		Air (no oil, no water) is recommended to connect as shown on the right
Mounting dimensions of host base		As shown on the right
Intelligent chiller 20L head 40m		
Ground: $\geq 35^2$ Power cord: $\geq 16^2$		Fine cutting torch 300A diameter 50mm 7.5 m cable
Packing size (wooden case) Length * Width * Height		980*450*970mm





Plasma LGK-60IGBT

型号 Model		LGK-60IGBT
Cutting ability (Stainless steel)	High quality cutting	8mm (Cutting thickness)
	Perforation cutting	8mm (Cutting thickness)
	Maximum cutting	10mm(Cutting thickness)
Cutting ability (carbon steel)	High quality cutting	12mm (Cutting thickness)
	Perforation cutting	12mm (Cutting thickness)
	Maximum cutting	14mm(Cutting thickness)
Cutting current		30A~60A
Load persistence rate		100% ( ambient temperature 40° )
Cutting parameters(Stainless steel) actual measurement		8mm(Cutting thickness), 900mm/minC
Cutting parameters(carbon steel)) actual measurement		10mm(Cutting thickness), 1200mm/min(Cutting thickness)
technical parameter	Power supply	3~380V,
	Rated power	11KVA
	No-load voltage	380V / 220V (Single-phase power supply) Two supply voltage options
	Host weight	27KG
	Shape size	Long*Wide*High 590*260*480mm
Product certification		3C CE
Plasma gas		Air (no oil, no water) is recommended to connect as shown on the right
Mounting dimensions of host base		
Ground: $\geq 6^2$		P80 cutting torch 7.5 m
Air-cooled		
Packing size (wooden case) Length * Width * Height		615*300*500mm

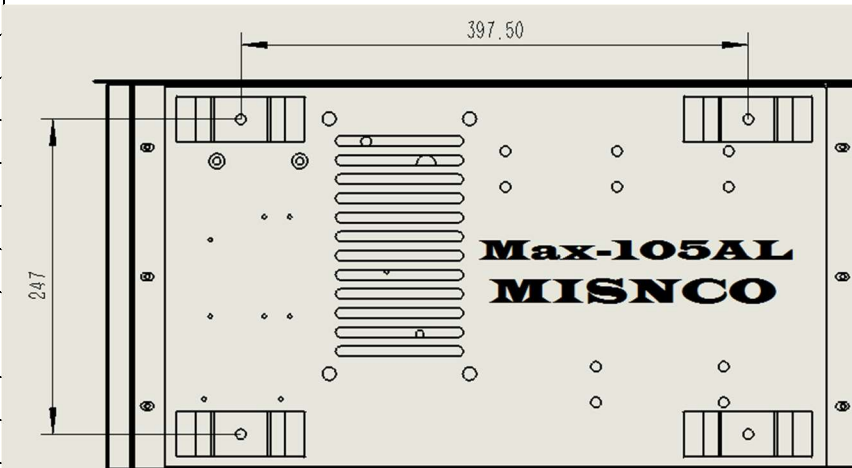


Plasma LGK-105AL (Low frequency arc zero interference)

Model		LGK-105AL
Cutting ability (Stainless steel)	High quality cutting	16mm (Cutting thickness)
	Perforation cutting	16mm (Cutting thickness)
	Maximum cutting	18mm(Cutting thickness)
Cutting ability (carbon steel)	High quality cutting	16mm (Cutting thickness)
	Perforation cutting	16mm (Cutting thickness)
	Maximum cutting	18mm(Cutting thickness)
Cutting current		30A~105A
Load persistence rate		100% ( ambient temperature 40° )
Cutting parameters(Stainless steel) actual measurement		18mm(Cutting thickness), 1000mm/min ( Cutting speed )
Cutting parameters(carbon steel)) actual measurement		18mm(Cutting thickness), 1100mm/min ( Cutting speed )
technical parameter	Power supply	3~380V, 50/60HZ
	Rated power	18.4KW18
	No-load voltage	300V
	Host weight	49KG
	Shape size	Long*Wide*High 590*260*480mm
Product certification		3C CE
Plasma gas		Air (no oil, no water) is recommended to connect as shown on the right
Mounting dimensions of host base		As shown on the right
Ground: $\geq 6^2$		
Packing size (wooden case) Length * Width * Height		725*350*700mm



Made in China

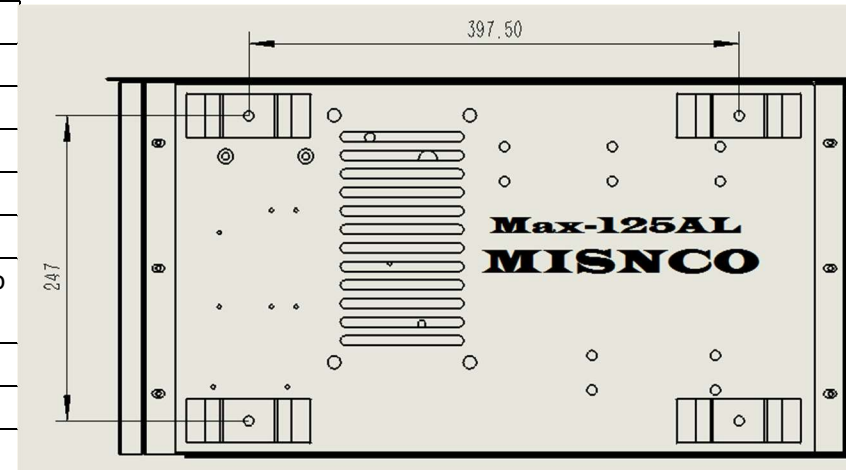


**Plasma LGK-125AL (Low frequency arc zero interference)**

Model		LGK-125AL
Cutting ability (Stainless steel)	High quality cutting	18mm (Cutting thickness)
	Perforation cutting	18mm (Cutting thickness)
	Maximum cutting	20mm(Cutting thickness)
Cutting ability (carbon steel)	High quality cutting	18mm (Cutting thickness)
	Perforation cutting	18mm (Cutting thickness)
	Maximum cutting	20mm(Cutting thickness)
Cutting current		30A~125A
Load persistence rate		100% ( ambient temperature 40° )
Cutting parameters(Stainless steel) actual measurement		20mm(Cutting thickness), 1000mm/min(Cutting speed)
Cutting parameters(carbon steel)) actual measurement		20mm((Cutting thickness),, 1100mm/min(Cutting speed)
technical parameter	Power supply	3~380V, 50/60HZ
	Rated power	21.9KW
	No-load voltage	300V
	Host weight	49KG
	Shape size	Long*Wide*High 590*260*480mm
Product certification		3C CE
Plasma gas		Air (no oil, no water) is recommended to connect as shown on the right
Mounting dimensions of host base		As shown on the right
Ground: $\geq 6^2$		
Packing size (wooden case) Length * Width * Height		725*350*700mm



Made in China





**Plasma LGK-120IGBT**

Model		LGK-120IGBT
Cutting ability (Stainless steel)	High quality cutting	18mm (Cutting thickness)
	Perforation cutting	18mm (Cutting thickness)
	Maximum cutting	20mm(Cutting thickness)
Cutting ability (carbon steel)	High quality cutting	18mm (Cutting thickness)
	Perforation cutting	18mm (Cutting thickness)
	Maximum cutting	20mm(Cutting thickness)
Cutting current		30A~125A
Load persistence rate		100% ( ambient temperature 40° )
Cutting parameters(Stainless steel) actual measurement		20mm(Cutting thickness), 1000mm/min( Cutting speed)
Cutting parameters(carbon steel)) actual measurement		20mm(Cutting thickness), 1100mm/min (Cutting speed)
technical parameter	Power supply	3~380V, 50/60HZ
	Rated power	21.9KW
	No-load voltage	300V
	Host weight	44KG
	Shape size	Long*Wide*High 590*260*480mm
Product certification		3C CE
Plasma gas		Air (no oil, no water) is recommended to connect as shown on the right
Mounting dimensions of host base		As shown on the right
Ground: $\geq 6^2$		
Packing size (wooden case) Length * Width * Height		725*350*700mm

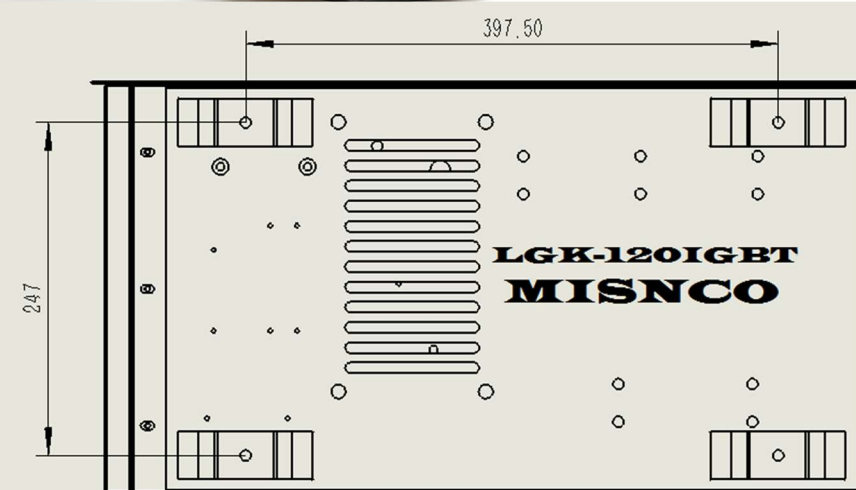
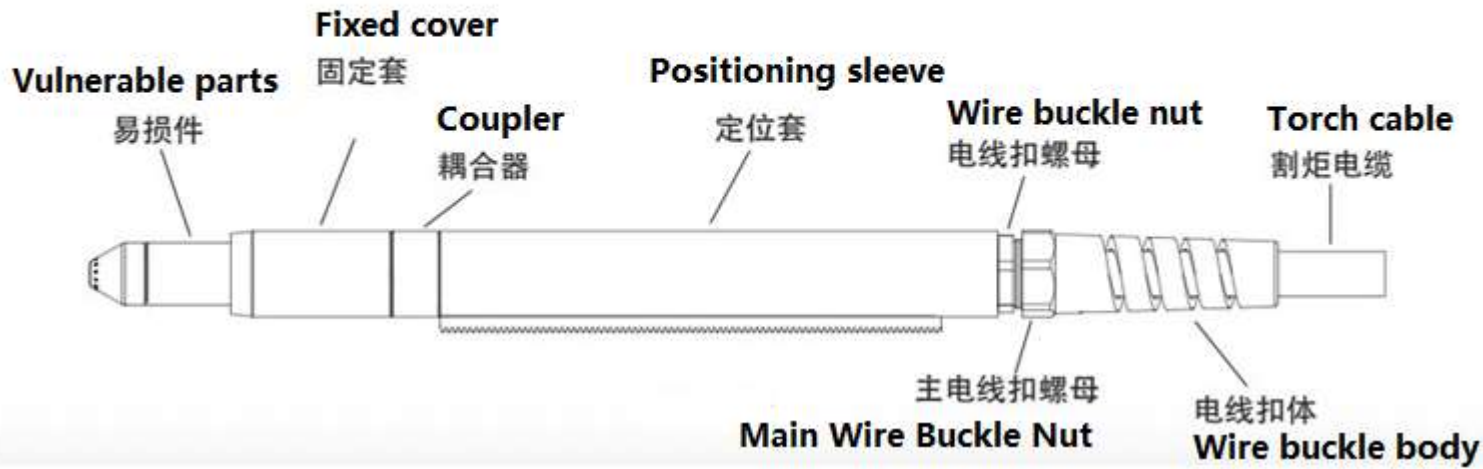



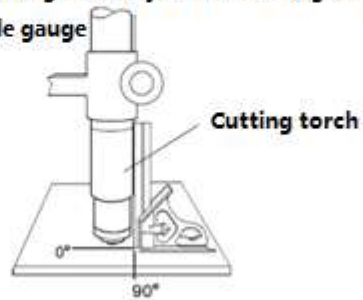
Illustration of cutting torch for low frequency arc ignition plasma application (105A diameter 35mm, 125A diameter 44mm, angle 35 degrees)

## 机用割炬安装



### Adjust the position of the cutting torch

Place the machine cutting torch in a position perpendicular to the workpiece for vertical cutting, and adjust the cutting torch to 0° and 90° with a right angle gauge



## Low-frequency arc ignition MAX-105AL Cutting parameter table

Note: The distance between all cutting torches and the workpiece involved in the following cutting table is 1.5mm

Low carbon steel

Arc current	Arc voltage	Perforation delay	Material thickness		cutting speed		Maximum cutting speed	
			in	mm	ipm	mm/min	ipm	mm/min
105A	132	0.25	3/16	4.8	140	3556	216	5486
	134	0.50	1/4	6.4	105	2667	161	4089
	137		3/8	9.5	61	1549	94	2388
	140	1.0	1/2	12.7	39	991	60	1524
	145		5/8	15.9	26	660	40	1016
	148	Disable	3/4	19.0	20	508	31	787
	150		7/8	22.2	15	381	23	584
	156		1	25.4	10	254	16	406

Stainless steel

Arc current	Arc voltage	Perforation delay	Material thickness		cutting speed		Maximum cutting speed	
			in	mm	ipm	mm/min	ipm	mm/min
105A	134	0.25	3/16	4.8	140	3556	216	5486
	136	0.50	1/4	6.4	103	2616	158	4013
	139	0.75	3/8	9.5	54	1372	83	2108
	142		1/2	12.7	33	838	50	1270
	145	1.0	5/8	15.9	22	559	34	864
	150	Disable	3/4	19.0	16	406	24	610
	153		1	25.4	9	229	14	356

Aluminum

Arc current	Arc voltage	Perforation delay	Material thickness		cutting speed		Maximum cutting speed	
			in	mm	ipm	mm/min	ipm	mm/min
105A	134	0.25	1/8	3.2	295	7493	454	11532
	139		1/4	6.4	114	2896	176	4470
	143	0.75	3/8	9.5	60	1524	121	3073
	146		1/2	12.7	37	940	75	1905
	154	Disable	3/4	19.0	19	483	37	940



105A配件一览  
OVERVIEW OF WELDING AND CUTTING EQUIPMENT





## Low-frequency arc ignition MAX-125AL Cutting parameter table

Note: The distance between all cutting torches and the workpiece involved in the following cutting table is 3.2mm

### Low carbon steel

Arc current	Arc voltage	Perforation delay	Material thickness		cutting speed		Maximum cutting speed	
			in	mm	ipm	mm/min	ipm	mm/min
125A	153	0.5	1/4	6.4	135	3429	208	5283
	155	0.5	3/8	9.5	77	1955	119	3022
	159	1.0	1/2	12.7	57	1447	88	2235
	160	1.0	5/8	15.9	40	1016	61	1549
	161	1.5	3/4	19.0	26	660	47	1193
	163	Disable	1	25.4	18	457	28	711
	167		1 1/4	31.8	12	305	19	482

### Stainless steel

Arc current	Arc voltage	Perforation delay	Material thickness		cutting speed		Maximum cutting speed	
			in	mm	ipm	mm/min	ipm	mm/min
125A	154	0.5	1/4	6.4	150	3810	231	5867
	156	0.5	3/8	9.5	79	2006	122	3099
	161	1.0	1/2	12.7	52	1320	79	2006
	162	1.0	5/8	15.9	34	863	52	1320
	164	1.5	3/4	19.0	25	635	39	990
	166	Disable	1	25.4	15	381	23	584
	169		1 1/4	31.8	9	228	14	355

### Aluminum

Arc current	Arc voltage	Perforation delay	Material thickness		cutting speed		Maximum cutting speed	
			in	mm	ipm	mm/min	ipm	mm/min
125A	154	0.5	1/4	6.4	164	4165	253	6426
	157	0.5	3/8	9.5	92	2336	142	3606
	160	1.0	1/2	12.7	70	1778	108	2743
	161	1.0	5/8	15.9	50	1270	77	1955
	162	1.5	3/4	19.0	33	838	57	1447
	165	Disable	1	25.4	21	533	33	838



### 125A配件一览

OVERVIEW OF WELDING AND CUTTING EQUIPMENT



220975      220976      220971      220997      220977



## Low-frequency arc ignition MAX-151AL Cutting parameter table

Note: The distance between all cutting torches and the workpiece involved in the following cutting table is 3.2mm

### Low carbon steel

Arc current	Arc voltage	Perforation delay	Material thickness		cutting speed		Maximum cutting speed	
			in	mm	ipm	mm/min	ipm	mm/min
151A	153	0.5	1/4	6.4	135	3429	208	5283
	155	0.5	3/8	9.5	77	1955	119	3022
	159	1.0	1/2	12.7	57	1447	88	2235
	160	1.0	5/8	15.9	40	1016	61	1549
	161	1.5	3/4	19.0	26	660	47	1193
	163	Disable	1	25.4	18	457	28	711
	167		1 1/4	31.8	12	305	19	482

### Stainless steel

Arc current	Arc voltage	Perforation delay	Material thickness		cutting speed		Maximum cutting speed	
			in	mm	ipm	mm/min	ipm	mm/min
151A	154	0.5	1/4	6.4	150	3810	231	5867
	156	0.5	3/8	9.5	79	2006	122	3099
	161	1.0	1/2	12.7	52	1320	79	2006
	162	1.0	5/8	15.9	34	863	52	1320
	164	1.5	3/4	19.0	25	635	39	990
	166	Disable	1	25.4	15	381	23	584
	169		1 1/4	31.8	9	228	14	355

### Aluminum

Arc current	Arc voltage	Perforation delay	Material thickness		cutting speed		Maximum cutting speed	
			in	mm	ipm	mm/min	ipm	mm/min
151A	154	0.5	1/4	6.4	164	4165	253	6426
	157	0.5	3/8	9.5	92	2336	142	3606
	160	1.0	1/2	12.7	70	1778	108	2743
	161	1.0	5/8	15.9	50	1270	77	1955
	162	1.5	3/4	19.0	33	838	57	1447
	165	Disable	1	25.4	21	533	33	838



### 125A配件一览

OVERVIEW OF WELDING AND CUTTING EQUIPMENT





# Plasma configuration sheet

Model	LGK-400IGBT	Cutting torch MS-400A	Refrigerating machine 1.5-2 HP	Carbon steel: 40mm cutting effect
	 <p>①水芯 ②电极 ③分流环 ④喷嘴 ⑤内保护帽 ⑥大固定盖 ⑦外保护帽 ⑧小固定盖</p>			
Model	LGK-300IGBT	Cutting torch MS-300A	20L water cooler Head 160 m	Carbon steel: 35mm cutting effect
	 	<p>Italian FOT water pump 35KG          Dimensions : 515*355*470 (mm)          Packing size: 720*380*520 (mm)</p> 		

Model	LGK-200IGBT	Cutting torch MS-200A/ MS-300A	20L water cooler Head 40m	Carbon steel: 25mm cutting effect
			<p>Dimensions: 515*355*440 (mm) Packing size: 720*380*520 (mm) 35KG</p> 	
Model	LGK-200AH ( two gas sources )	Cutting torch :200pro	20L water cooler Head 160 m	Carbon steel: 25mm cutting effect ( + Oxygen cutting )
		<p>割炬总成MS02081</p>  <p>       水芯 MS02101        电极 MS02201        副流环 MS02301        喷嘴 MS02417        MS02419        MS02423        MS02425        MS02428        保护罩 MS02701        MS02702        MS02703        外保护罩 MS02801        保护罩压套 MS02711     </p>	<p>Italian FOT water pump</p> 	 



Model	LGK-160IGBT	Cutting torch MS-200A/ MS-300A	20L water cooler Head 40m	Carbon steel: 20mm cutting effect
		<p>Dimensions: 515*355*440 (mm) Packing size: 720*380*520 (mm) 35KG</p> 		
Model	Water chiller 20L (2 types)	Head 40m	Head 160 m	Product Features
			<ul style="list-style-type: none"> <li>13. Copper condensers</li> <li>14. Single-chip microcomputer control</li> <li>15. Stainless steel filter element</li> <li>16. Temperature display</li> <li>17. Alarm of insufficient liquid level</li> <li>18. Insufficient flow alarm</li> <li>19. Water temperature 65 ° /0 ° alarm</li> </ul>	<ul style="list-style-type: none"> <li>20. Designed to facilitate heat dissipation</li> <li>21. <math>\leq 16^\circ</math> fan stop, <math>\geq 29^\circ</math> fan start</li> <li>22. DC brushless motor</li> <li>23. Suitable for 160A /200A/300A plasma</li> </ul>
Model	Water chiller 10L			
	Discontinued			

Model	LGK-120IGBT	Cutting torch p80	Product Features	Carbon steel: 18mm cutting effect
			<ul style="list-style-type: none"> <li>3. Mesh cutting</li> <li>4. Corner current regulation (to prevent overburning) <b>This feature needs to be customized</b></li> </ul>	
Model	LGK-105IGBT	Cutting torch p80	Product Features	Carbon steel: 16mm cutting effect
			<ul style="list-style-type: none"> <li>1.Mesh cutting</li> <li>2.Corner current regulation (to prevent overburning) <b>This feature needs to be customized</b></li> </ul>	

Model	LGK-125IAL (Low-frequency arc ignition)	Cutting torch	Product Features	Carbon steel: 18mm cutting effect
	 	<p>1.Mesh cutting 2.Corner current regulation (to prevent overburning) This feature needs to be customized</p>		
Model	LGK-105IAL (Low-frequency arc ignition)	Cutting torch	Product Features	Carbon steel: 16mm cutting effect
	 	<p>1.Mesh cutting 2.Corner current regulation (to prevent overburning) This feature needs to be customized</p>		

# Cutting parameter table of each type of cutting torch

Torch diameter : 50.5 mm ,Long 47.5mm

**MS-200AY/300AY/400AY**

200A Nozzle aperture ( 1.5mm 1.8mm 2.1mm 2.3mm 2.6mm 2.8mm )

300A Nozzle aperture ( 1.8mm 2.1mm 2.3mm 2.5mm 2.8mm )

400A Nozzle aperture ( 1.8mm 2.1mm 2.3mm 2.5mm 2.8mm 3.2mm )



Current	Material thickness	Cutting speed	Electrode	Nozzle aperture	Perforation height	Arc pressure	Air pressure
100A	10 mm	1500 mm/min	200202-X	1.5 mm	8mm	140	0.45Mpa
150A	15 mm	1300 mm/min	200202-X	1.8 mm	9mm	145	0.45Mpa
180A	18 mm	1400 mm/min	200202	2.1 mm	10mm	148	0.45Mpa
200A	20 mm	900 mm/min	200202	2.3 mm	10mm	150	0.45Mpa
200A	25 mm	600 mm/min	200202	2.3 mm	12mm	153	0.45Mpa
200A	30 mm	800 mm/min	200202	2.3 mm	13mm	158	0.45Mpa
260A	30 mm	1000 mm/min	330302	2.6 mm	13mm	158	0.45Mpa
300A	30mm	700 mm/min	330302	2.8 mm	13mm	158	0.45Mpa
300A	35mm	700 mm/min	300302	2.8mm	13mm	163V	0.45Mpa
400A	35mm	1100mm/min	400402	2.8mm	13mm	168V	0.5Mpa
400A	40mm	950mm/min	400402	2.8mm	15mm	173V	0.5Mpa
400A	45mm	700 mm/min	400402	3.2mm	18mm	178V	0.6Mpa

(Carbon steel)



**MS-200AK**

Nozzle aperture (1.3mm 1.6mm 1.8mm 2.2mm 2.5mm) Torch diameter :40mm



**26001**



**26002**



**26003**



**26006**



**26004**



**26005**



Cutting material	Material thickness mm	Perforation height mm	Cutting height mm	Cutting height A	Cutting speed mm/min
Carbon steel	6	4	4	90	2500
	10	6	5	100	1500
	15	10	5	160	1500
	20	11	5	200	1200
	25	12	6	200	700
	30	12	6	200	700

Remarks: Working pressure 0.4-0.45Mpa Air flow 300L/min Maximum perforation thickness 32mm

**MS-300A/400A** Torch diameter 50mm

Nozzle aperture: 1.7, 1.9, 2.3, 2.5, 2.8, 3.2 (mm)

割炬总成MS02081



Plasma gas		Protective gas		Material thickness	Cutting height	Arc pressure	Perforation height
Flow L/min	Air pressure Mpa	Flow L/min	Air pressure Mpa	mm	mm	V	mm
34	0.4	70	0.6	8	2	137	5
				12	2	139	5
				16	4	150	8
				20	4	152	8
				25	5.5	162	11
				30	5.5	166	12
				32	6	168	12

Carbon steel

**MS-300AZ MS-400AZ** Torch diameter 50mm

Nozzle aperture: 1.8, 2.1, 2.3, 2.6, 2.8 (mm)



Material thickness (mm)	Perforation height (mm)	Cutting height (mm)	Cutting height (A)	Cutting speed (mm/min)	Working pressure (Mpa)
10	6	4	100	1600	0.45
15	7	5	160	1300	0.5
20	9	5	200	1200	0.55
22	10	5	220	1200	0.55
25	10	6	240	1200	0.55
30	10	6	300	900	0.55
Carbon steel					

## P80

Gas medium: compressed air (dry and clean)

Simple adjustment method:

First check the gas, voltage, water pressure, Ensure that the "power, air pressure, water pressure" indicator light on the power supply of the cutting machine is always on green: Adjust the air compressor to ensure starting at 0.6Mp。 Open the gas test function, cut the gun out, adjust the plasma power supply vacuum filter valve, Adjust to 0.4-0.45Mp In order to adjust accurately, it is necessary to adjust to the required air pressure after increasing.

According to the plate thickness set current, arc pressure, perforation height (generally not less than 5mm) perforation time, first set a small speed, gradually increase the speed in the cutting process, to achieve the required cutting effect.

Material thickness mm	Nozzle aperture mm	Cutting height A	Cutting speed mm/min	Arc pressure V
1-5	1.1	40A	2000-3500	100-115
5-15	1.3	60A	800-1600	110-130
15-20	1.5	80A	650-1500	120-150
25-40	1.7	100A	450-1300	130-180



# Operating switch and interface definition



**Pressure gauge adjustment:** the pressure regulating valve is pulled outward, and then adjusted to the maximum adjustment value (with direction), The pressure gauge is adjusted to 0.4-0.45 kg and can be used.

**Arc voltage output:** Arcvoltage (1:1 arc output, plug 1 pin is arc positive +, 2 The foot is the arc anode -).

**Control signal:** (plasma arc signal)

**Success signal:** (arc feedback output, arc pressure enable output sent to CNC Ending)

**Corner signal:** Cornersignal (CNC), DC24V high level, 1 pin Positive +, 2 feet are negative, when high, it can be switched to the corner to set the current to recover when low

The cutting setting current can be switched repeatedly during the cutting process (the use of cutting occasions is relatively thin

Plate cutting to prevent plate overburning.

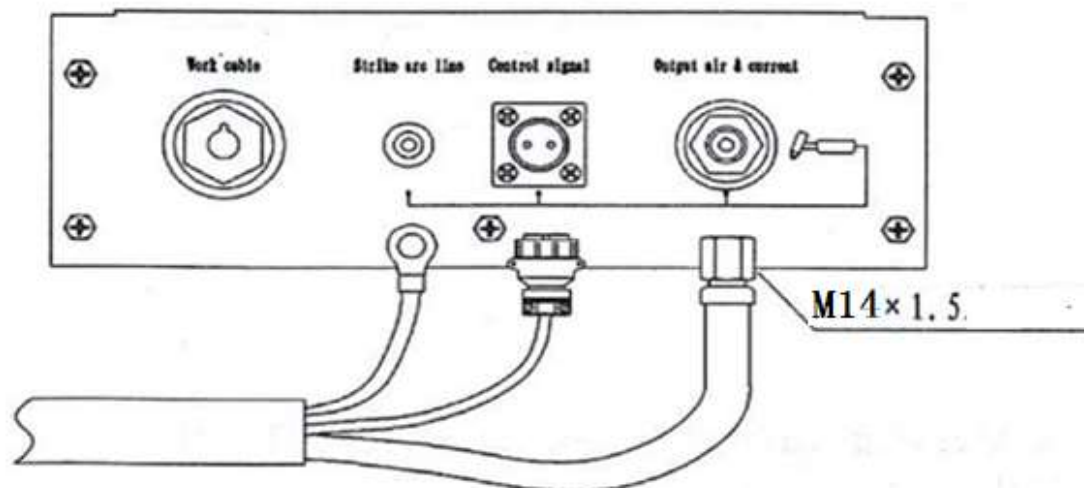
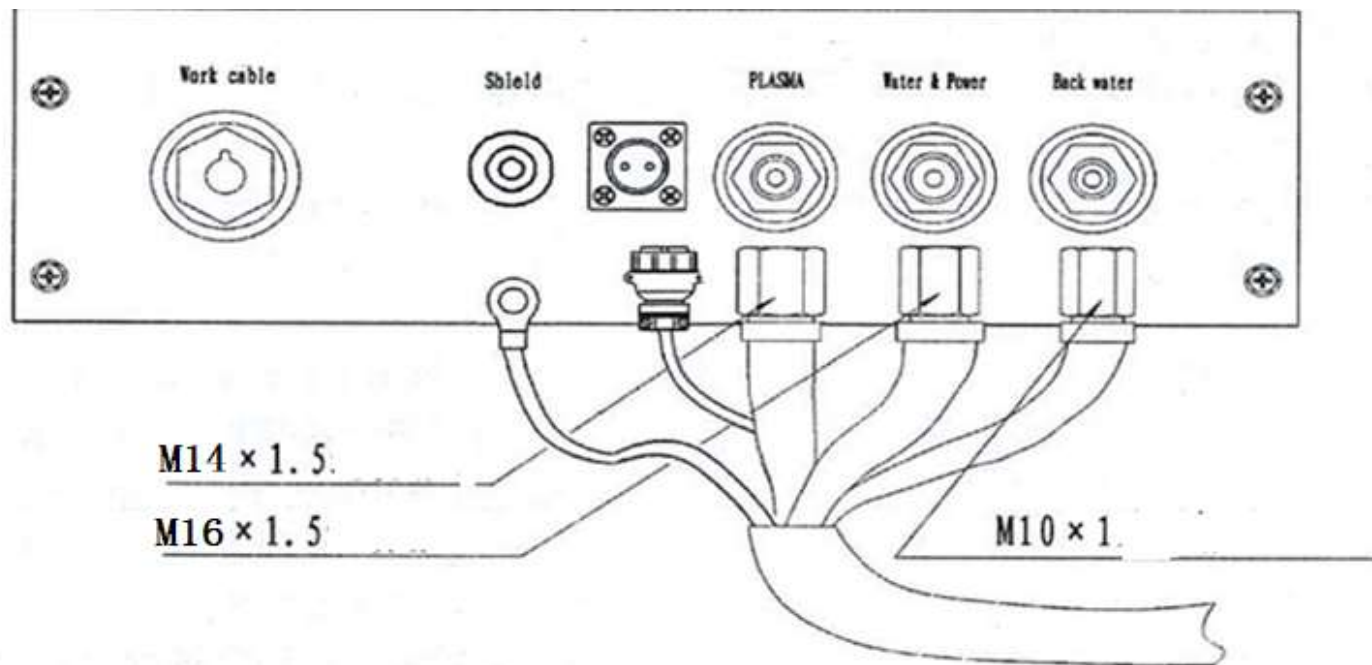
**Mesh cutting:** applicable to continuous mesh plate cutting, plasma can be continuously arc lifting High cutting efficiency.

**Arc voltage output (1 +, 2 -)**=== connected to the arc voltage input of the governor (arc voltage value 1:1)


**Control signal (arc switch )**=== link CNC or HTC arc

**Corner signal**==== system corner (custom function for sheet cutting)






**Schematic diagram of plasma external electrical connection  
LGK-XXX**



Air-cooled / water-cooled cutting torch, dual function (need to be customized)

Max-200AH External high frequency box / dual air source (air + oxygen)

High-frequency box gas-electric interface



M16\*1.5 The water inlet interface is also the main cable interface (16<sup>2</sup>)

M14\*1.5 Air intake interface

M10\*1.0 Protective gas + high frequency lead wire, interface



Intelligent water chiller (Italy FOT pump high head, fast cooling consumables, improve the service life of consumables 30% -50%)



米森等离子割枪冷却+安全管理系统:

1. 超大铜质冷凝器
2. 单片机芯片控制系统
3. 进口过滤滤芯
4. 温度精准显示液位不足3/4报警
5. 流量不足报警
6. 水温超65度报警 水温低于0度也会报警
7. 风机与水泵电机分开设计
8. 水温低于16度风机停止工作避免冬天冻坏冷凝器
9. 水温高于29度风机启动工作
10. 大功率直流无刷水泵电机寿命超长
11. 智能与普通模式选择另加输出接口
12. 水箱实测足够满足160A 200A 300A大功率等离子割枪冷却循环

型号: 10L(扬程42米)  
20L(扬程160米) 同样材料节省2/3




MISNCO CUT-200A

MISNCO

为用户节省30%-50% 耗材成本

我们只关心用户体验



**We only care about the user experience!**