

Rover J FT

NC processing centre



Easy and practical
to use




Rover J FT
NC processing centre



Efficiency throughout all the machining operations

Rover J FT can carry out various types of machining operation, including: the nesting of small doors and furniture elements, scoring on solid wood, panels and doors.





Advanced technology for exceptional finish quality


Biesse uses the same high-tech components for all machines in its product range. The electrospindle, boring head and aggregates are designed and manufactured for Biesse by HSD, the global leader in this sector.



Electrospindles for every application:
- 5 kW HSD with manual tool change 1,000-24,000 rpm (standard),
- 9 kW HSD ISO30 / HSK F63 1,000- 24,000 rpm (optional).




BH5 boring head.




Reduced machining times thanks to the tool change magazine with 7 or 8 positions (Rover JFT 1224 and Rover J FT 1530 respectively).

User-friendly solutions for top efficiency

The Rover J FT offers advanced technology that's reliable and easy to use, guaranteeing first class results.



Reduced tool change times and less risk of operator errors thanks to the pre-setter contact that automatically establishes the tool length.



The dual X axis drive can sustain high speeds, guaranteeing excellent precision and finish quality.

Work table with a versatile locking system


Work table in aluminium for the reliable machining of various types of panel.



The aluminium work table allows pieces to be mechanically locked via the T-slots or the vacuum system (optional).



Manual selection of the vacuum areas.



Manual reference stops for easy work table adjustment.

Maximum operator safety

Biesse machines are designed to enable operators to work in complete safety. Working unit total protection.



Maximum safety and machining visibility for the operator.



Overlaid layers of side curtain guards to protect the working unit, which are flexible to enable the machine to work at maximum speed in total safety.



DSP remote control allowing the operator immediate, direct control.



Automated lubrication is an option that ensures the continuous lubrication of the machine's main moving parts without the need for operator intervention.



Electrical cabinet with PC control unit and Windows operating system.

Productive economy

Biesse's processing centres for nesting and carving operations allow to achieve a finished produced machined on a single, compact machine at a competitive price. The robust and well-balanced structure of the machine is ideally suited for withstanding greater processing stresses without compromising the quality of the piece and for ensuring the best finish on different types of materials.

NESTING SOLUTIONS

Productivity and efficiency are increased, while maintaining high quality standards and fast delivery times. A perfect combination of Biesse optimisation and Italian genius.



High-tech becomes accessible and intuitive



bSolid is a 3D cad cam software program that supports the performance of any machining operation thanks to vertical modules designed for specific manufacturing processes.

- ✓ **Planning in just a few clicks, with endless possibilities.**
- ✓ **Simulating machining operations to visualise the piece ahead of manufacturing and have some guidance for the planning phase.**
- ✓ **Virtual prototyping of the piece to avoid collisions and ensure optimal machine equipment.**

Watch the **bSolid** ad at: youtube.com/biessegroup



bSolid



Reduced time and waste




bNest is the bSuite plugin specifically for nesting operations. It allows you to organise your nesting projects in a simple way, reducing the material waste and machining times.

- ✓ **Reduced production costs.**
- ✓ **Simplified work for the operator.**
- ✓ **Integration with company software.**



bNest




Ideas take form and shape



bCabinet is the bSuite plugin for furniture design. It allows users to develop designs for a given space, and to quickly identify the individual elements that make it up.

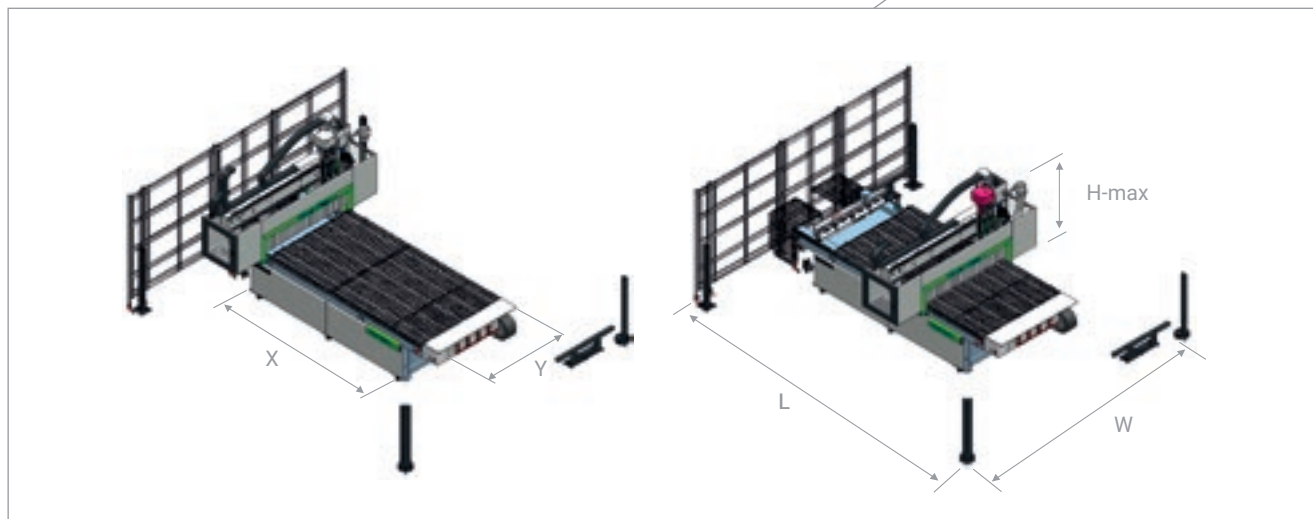
- ✓ **With the new plugin, it is easy to draw both individual items of furniture and complete furnishings for a range of spaces.**
- ✓ **Offering optimal integration with bSuite, users can move from design to manufacturing in just a few clicks.**
- ✓ **Total control and maximum optimisation of the furniture design and creation process, to achieve the highest levels of efficiency.**

bCabinet



Technical specifications

Stand-alone machine with access on 3 sides.



Working dimensions

	L		W		H	H-max
	mm/inch					
	NCE	CE	NCE	CE		
Rover J FT 1224	4834 / 190	5034 / 198	4089 / 161	4089 / 161	966 / 38	2210 / 87
Rover J FT 1530	5486 / 216	5686 / 224	4375 / 172	4375 / 172	966 / 38	2210 / 87

Working fields

	X	Y	Z
	mm/inch		
Rover J FT 1224	2463 / 97	1250 / 49	200 / 7.87
Rover J FT 1530	3078 / 121	1563 / 62	200 / 7.87

Axis speed

	X	Y	Z
m/min - ft/min	22.5 / 73.8	22.5 / 73.8	12.5 / 41.0

Axis speed (Express Pack)

	X	Y	Z
m/min - ft/min	54 / 177.2	54 / 177.2	22.5 / 73.8

The technical specifications and drawings are non-binding. Some photos may show machines equipped with optional features. Biesse Spa reserves the right to carry out modifications without prior notice.

Weighted sound pressure level A (LpA) during machining at the operator's workstation on the vane-pump machine Lpa=79dB(A) Lwa=96dB(A) Weighted sound-pressure level A (LpA) at the operator's workstation and sound power level (LwA) during machining on the cam-pump machine Lwa=83dB(A) Lwa=100dB(A) Measurement uncertainty K dB(A) 4.

The measurement was carried out in compliance with UNI EN 848-3:2007, UNI EN ISO 3746: 2009 (sound power) and UNI EN ISO 11202: 2009 (sound pressure levels at workstation) during panel machining. The noise levels shown are emission levels and do not necessarily correspond to safe operation levels. Despite the fact that there is a relationship between emission and exposure levels, this may not be used in a reliable manner to establish whether further measures need to be taken. The factors determining the exposure level for the workforce include length of exposure, work environment characteristics, other sources of dust and noise, etc. i.e. the number of other adjoining machines and processes. At any rate, the above information will enable the operator to better evaluate dangers and risks.